

Honest & Trustworthy / The Best Company / Sincere Partner

SEGIBIZ CO., LTD

ELECTRIC TECHNOLOGY

Since 1991



Honest & Trustworthy



Sincere Partner



Growing Company



ISO 9001 : 2015 Quality Management System



Establishment of Research Center

Certificates Status



Acquired ISO 9001 : 2015 (Quality Management System Certificate)



Certified for mark use by TUV SUD, Germany



Acquired NRTL certification by TUV SUD, Germany



Acquired UL Certificate from UL (Testing Laboratory of American Insurance Association)



Acquired IECEx (explosion-proof) Certificate



Passed the EN (European Standards)

RoHS

This approval confirms that no electronic products exported by the company to Europe from July 1, 2006 contain any of the following 10 harmful substances: Pb, Cd, VI, PBBs, PBDEs, DEHP, BBP, DBP, and DIBP.



A portmanteau of the words 'innovation' and 'business' used to refer to technically innovative small & medium sized companies that secure their competitiveness through their technical dominance.

History

2023

- 11. LED AUW-CL100,125 to be released
Wall Lamp, Ø40 Multicolored Signal Tower Lamp to be developed
SG-AL Series - IECEx Explosion Proof Certification
- 09. PD / AUT Series - CE Certification
- 08. TB/AL Series - IK08 / IK10 Rating Conformity
- 07. Switch Protection Cover SG-EC launched
- 06. Single-type Power Distributor Protection Cover launched
Brackets B3-4045,4090 developed
Switch Protection Guard SG-EG launched
- 01. To be selected as a Leading Company of Busan

2022

- 12. Developed Power Distribution 2L06, 3L06-50A
Conclusion of the new agency contract with Dongwon Industrial Systems
- 08. Developed Ø40 Signal Tower
- 06. Developed MC-N-02
- 04. 5 Color Signal Tower Redevelopment, ILOOKS shop renewal open
- 03. Conclusion of the new agency contract with HM plus

2021

- 04. TB30PT development

2020

- 07. New product development : AL-50P-S / Short bar 2p
- 04. Developed MP, MPL(W)
- 03. Released AURORA Tower Light and Warning Light
- 01. Developed Power Distribution Terminal Block 400A
Developed NFB Power Distribution Terminal Block 400A

2019

- 08. Developed Industrial Socket Box
- 07. Developed Wire Connector
- 06. Developed NFB Power Distribution Terminal Block

2018

- 09. Developed HC Terminal Block / Heat-resisting Al Box
Acquired ROHS Certificate
- 03. Acquired UL for Power Distribution

2017

- 09. Acquired UL for CB / PB / AL Series Block(none)
- 04. Developed Power Distribution Terminal Block
Hanoi, Vietnam SAMSUNG SDI Vander registered
- 03. Developed Aluminum Profile Box Sloped Type

2016

- 06. Acquired LED Machine Light CE, IP65

2015

- 12. Acquired AL Series Block(none) TUV
Developed Canada & USA LED Machine Light
- 06. Developed Power Distribution and Signal Tower

2014

- 10. Developed Working Light
- 04. Concluded exclusive contract with METE ENERJI (Turkey)

2013

- 11. Acquired TUV NRTL for CB / PB Series
- 04. Signed exclusive contract with WEICON (Germany)
- 03. Registered as a supplier of Hyundai Motors, Chennai, India

2012

- 12. Acquired ATEX Explosion proof for AL without Terminal Series
- Acquired TUV NRTL for TB Series

2011

- 03. Developed LED Light

2010

- 12. Selected as an excellent example of management consulting for small & medium companies
- 08. Moved to new extended building
- 01. Established the Shopping mall Brand 'BIZ Market',
Obtained INNO- BIZ Certificate
Established company-affiliated R&D center

2009

- 12. Obtained Venture Enterprise Certification
- 11. Acquired TUV Mark
- 06. Renamed SEGIBIZ CO., LTD.

2006

- 06. Founded SEGI-BIZ CO., LTD.
- 04. First export of 'SG-CB-2201' to Toyota Motors
Developed SG-AL-30P

2005

- 10. Received citation from the Director of Small & Medium Business Administration
- 01. Obtained ISO 9001 Certification of International Quality Management System

2003

- 05. Developed PIN BOX TB-15P / TB-20P

2002

- 11. Moved to 128-67, Gamjeon 1(il)-dong, Busan

1999

- 05. Developed PIN BOX 6PT / 10P

1998

- 11. Developed PIN BOX 4P / 6P
- 04. Registered design patent and utility model

1993

- 03. Moved to #7-133, Busan Industrial Distribution Arcade,
Gamjeon-dong, Sasang-gu, Busan

1991

- 12. Founded Segi Electronic F.A. in Yeonji-dong, jingu, Busan

Contents

02



Plastic Box

Plastic Terminal Box	P. 12
Plastic Junction Box	P. 15
Plastic Push Button Box	P. 15
Emergency Cover&Guard	P. 17



04



Power Distribution

Power Distribution	P. 25
Power Distribution Terminal Block	P. 26
NFB Power Distribution Terminal Block	P. 27



06

Grounding Bar

Grounding Bar	P. 29
---------------	-------



01



Aluminum Box

Aluminum box	P. 06
Ex Aluminum Box	P. 07
Aluminum Terminal Box	P. 08
Heat-Resisting Aluminum Terminal Box	P. 09
Aluminum Push Button Box	P. 11

03



Aluminum Profile Box

Aluminum Profile Box	P. 18
Aluminum Profile Push Button Box	P. 20
Aluminum Profile Box Sloped Type	P. 21
Aluminum Profile Push Button Box Sloped Type	P. 21
Aluminum Profile Industrial Socket Box	P. 22
Aluminum Profile Socket Box	P. 22
Aluminum Profile Socket Box Sloped Type	P. 23
Breaker Type Industrial Socket Box	P. 24

05

Wire Connector

Wire Connector	P. 28
Plastic Connector Box	P. 28



07

Other Products

Terminal Block	P. 30
Fixed Bracket	P. 30
DC Terminal Block	P. 31
DIN - Rail	P. 31
Short Bar	P. 32



08



Imports

Safety Knife	P. 33
Stripping Tools	P. 34
Industrial Plug&Socket	P. 36
Square Multipolar Connector	P. 38
Battery Modular Connector	P. 39



10



Signal Tower Light

LED Steady /Flashing Type (AUT-L / LF)	P. 46
LED Steady /Flashing Type (AUTN-L / LF)	P. 47
Ethernet Signal Tower Light (AUT-EN)	P. 49
Device Net Signal Tower Light (AUT-DN)	P. 50
USB Signal Tower Light (AUT-U)	P. 51
Connector Signal Tower Light (AUT-CO)	P. 52
LED 40 Signal Design Tower Light (AUT-40)	P. 53
Multi-Color LED Square Signal Tower Light(SG-70ST5)	P. 54
Half-circle side mount LED signal tower light(AUS-B/C)	P. 55

12

Electronic Horn

Panel Mounted Speaker (AUP-B)	P. 67
General Electronic Horn (AUP-EWH)	P. 69
Heavy Duty Electronic Horn (AUP-EWM)	P. 70



14

Heavy Duty Industrial Combined Product

Heavy Duty Industrial Combined Warning / Strobe Light & Electronic Horn (AUPS)	P. 82
Special Order Combined LED Warning Light & Electronic Horn (AUHP)	P. 83

09

Oil Skimmer

Oil Skimmer	P. 39
-------------	-------

11



Warning Light

Bulb Steady / Flashing Warning Light (AUW)	P. 57
Bulb Revolving Warning Light (AUW-R)	P. 58
LED Steady / Flashing Type Warning Light (AUW-L)	P. 63
Multiple Function LED Warning Light (AUW-L)	P. 63
Caution LED Warning Light (AUW-CL)	P. 66

13



Heavy Duty Industrial Product

Heavy Duty Industrial Warning Light (AUM)	P. 73
Heavy Duty Warning Light & Electronic Horn (AUCS)	P. 76
Heavy Duty Warning Light & Electronic Horn (AUMS)	P. 78

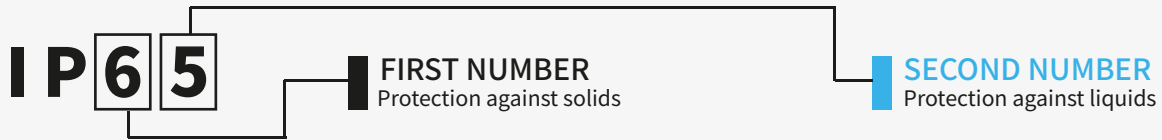
15

Light



Machine Light	P. 84
Working Light	P. 85
Aluminum Profile Light	P. 86

Protective Structure in regard to IP Dust Proof And Water Proof (IEC Regulation IEC 529)

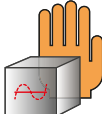


Solids


Liquids

0  No protection

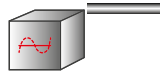
0  No protection


1  Protected from solids 50mm or bigger (hand touch)

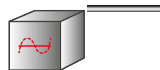
1  Protected from vertical waterdrops


2  Protected from solids 12mm or bigger (finger size)

2  Protected from 15 degree incoming waterdrops

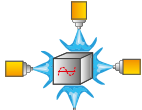
3  Protected from solids 2.4mm or bigger (kit, wire size)

3  Protected from spray up to 60 degrees


4  Protected from solids 1mm or bigger (kit, wire size)

4  Protected from spray in all directions

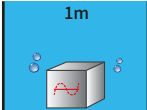
5  Protected from dust

5  Protected from low pressure water spray in all directions

6  Fully protected from dust

6  Protected from high pressure water spray in all directions.

7  Protected from 15cm~1m of immersion

8  Protected from water pressure during extended immersion

IP65

Aluminum Box

Nomenclature

SG - **AL** - **6171** - **48**

① ② ③

① **Product name**
Aluminum Box

② **Product size (mm)**
Width x length

③ **Product height**
Height



Feature

UL approved product.

Packaging in polyurethane materials using a Forming Machine provides waterproofing and dustproofing effects.



Volts-Covers-Polyurethane packaging- consists of a base
Mounting plates are available separately.

(No mounting plate for SG-AL-6171-48 / 7093-52 models)

Description

Aluminum boxes are basic junction boxes made from aluminum casting, and are mainly used in industrial machinery, robotics, welding machines or automobiles, petrochemical plant facilities, oil supplies and gas supply facilities. Aluminum boxes are easy to install and come in a variety of sizes tailored to the customer's needs, so they can be used in practical ways that serve the user's convenience, and have obtained ROHS certification and UL certification, confirming the safe use of the product.

Product Specifications

Color: Gray

Tolerance: $\pm 1\text{mm}$

Thickness: 3.5t ~ 4t

Operating temperature: -20 ~ 180°C

Protection rating: IP67 / IK10

Material: Aluminum [ALDC 12.1]

Safety Specifications



※ The UL model is an order made.

Model	Size(mm)	Weight(g)	Model	Size(mm)	Weight(g)
SG-AL-6171-48	61 X 71 X 48	220	SG-AL-1212-08	120 X 120 X 80	690
SG-AL-7093-52	70 X 93 X 52	249	SG-AL-1222-09	125 X 223 X 90	1314
SG-AL-1270-52	70 X 128 X 52	360	SG-AL-1616-09	160 X 160 X 90	1205
SG-AL-1111-52	110 X 110 X 52	398	SG-AL-1621-10	160 X 210 X 100	1623
SG-AL-1770-55	70 X 172 X 55	435	SG-AL-1626-09	161 X 263 X 90	1699
SG-AL-1214-62	125 X 145 X 62	566	SG-AL-2023-11	200 X 230 X 110	2500
SG-AL-8023-08	80 X 235 X 80	844	SG-AL-2333-12	230 X 330 X 120	3997
SG-AL-1219-08	125 X 190 X 80	944	SG-AL-2333-18	230 X 330 X 180	5237
SG-AL-1010-08	100 X 100 X 80	580			

Ex Aluminum Box


Nomenclature

SG - **EX** **617148**
 ① ②

① **Product name**
Ex Aluminum Box


② **Product size (mm)**
Width x length x Height



IECEX marking	Ex eb IIC Gb Ex tb IIIC Db
ATEX marking	 II 2G Ex eb IIC Gb II 2D Ex tb IIIC Db

Feature

IECEX explosion proof approved model
 Ground terminal connection.(3 Earthing ; 2 inside, 1 outside)
 Use star L wrench, Waterproof, Dustproof.
 Mounting plates are available separately.



Product Specifications

Product Specifications
 Color: Gray
 Tolerance: ±1mm
 Thickness: 3.5t ~ 4t
 Operating temperature: -20 ~ 80°C
 Protection rating: IP66
 Material: Aluminum [ALDC 12.1]

Safety Specifications



Description

IECEX aluminum explosion proof boxes are certified by IECEx and are used for various purposes in various industries such as factory warehouses. These are rated IP66, protected from dust and high water pressure streams sprayed from all directions. It has 15 different sizes, so it can be used for various purposes in places where explosion-proof requirements are required.

Model	Size(mm)	Weight	Model	Size(mm)	Weight
SG-EX617148	61 X 71 X 48	220	SG-EX101008	100 X 100 X 80	580
SG-EX709352	70 X 93 X 52	249	SG-EX121208	120 X 120 X 80	690
SG-EX127052	70 X 128 X 52	360	SG-EX122209	125 X 223 X 90	1314
SG-EX111152	110 X 110 X 52	398	SG-EX161609	160 X 160 X 90	1205
SG-EX177055	70 X 172 X 55	435	SG-EX162110	160 X 210 X 100	1623
SG-EX121462	125 X 145 X 62	566	SG-EX162609	161 X 263 X 90	1699
SG-EX802308	80 X 235 X 80	844	SG-EX233312	230 X 330 X 120	3997
SG-EX121908	125 X 190 X 80	944			


Aluminum Terminal Box

Nomenclature



① Product name
Aluminum Terminal Box

② Number of pins
4 - 50 Pin



Feature

This is all-in-one type terminal with various sizes and terminal types, and its polyurethane foaming is effective for waterproofing and dust proofing, and is highly productive and efficient.

Electrical Specifications


- Allowable current: 10A
- Rated frequency: 50Hz
- Rated input voltage: AC250 Volts
- Withstand voltage: 1880V / 1 minute

Safety Specifications



Product Specifications

- Color: Gray
- Tolerance: ±1mm
- Thickness: 3.5t ~ 4t
- Operating temperature: -20 ~ 70°C
- Protection rating: IP67 / IK10
- Material: Aluminum [ALDC 12.1], Terminal Block [ABS]



Description

The aluminum terminal box is an integrated junction box with terminals located inside the box. Our aluminum terminals are manufactured from aluminum with a standard rating of 10Amp to 250V, and the exterior is painted in gray. Just like our aluminum boxes, the aluminum terminal boxes are packed with polyurethane gasket foaming, providing excellent waterproofing and dust proofing, and are used in a wide range of industrial machinery, robotics, commercial wiring and low voltage control systems.

Model	Size(mm)	Weight(g)	Model	Size(mm)	Weight(g)
SG - AL - 4P	61 X 71 X 48	239	SG - AL - 20PT	80 X 235 X 80	957
SG - AL - 6P	70 X 93 X 52	283	SG - AL - 30P	125 X 190 X 80	1205
SG - AL - 10P	70 X 128 X 52	374	SG - AL - 40P	161 X 263 X 90	1822
SG - AL - 12P	110 X 110 X 52	482	SG - AL - 50P -S	161 X 263 X 90	2447
SG - AL - 15P	70 X 172 X 55	529	SG - AL - 50P -L	230 X 330 X 120	5237
SG - AL - 20P	125 X 145 X 62	669			

Heat-resisting Aluminum Terminal Box


Nomenclature

SG - **HL** - **4P**

① ②

① **Product name**
Heat-resisting
Aluminum Terminal Box

② **Number of pins**
4 - 50 Pin



Feature



Use of heat-resistant terminals that can be used in temperatures up to 400°C.

Able to work in hotter environments than the AL aluminum series.

Electrical Specifications

Allowable current: 10A

Rated frequency: 50Hz

Rated input voltage: AC 250 Volts

Withstand voltage: 1880V / 1 minute

Description

The heat-resistant aluminum terminal box uses a heat-resistant terminal stand in a box made of aluminum castings, making it more heat-resistant than other terminal boxes, which allows it to be used in environments with higher ambient temperatures. Like the aluminum terminal box of SEGIBIZ it is made to the same standard rating, has excellent waterproof and dust proof effects, and is the same size, so it can be used in various industrial facilities that require heat-resistance.

Product Specifications

Color: Box - Gray / Terminal Block - Ivory

Tolerance: ± 1 mm

Thickness: 3.5t ~ 4t

Operating temperature: -20 ~ 180°C

Protection rating: IP67 / IK10

Material: Aluminum [ALDC 12.1], Terminal Block [mPPO]

Safety Specifications

RoHS

Model	Size(mm)	Weight(g)	Model	Size(mm)	Weight(g)
SG-HL-4P	61 X 71 X 48	239	SG-HL-20PT	80 X 235 X 80	957
SG-HL-6P	70 X 93 X 52	283	SG-HL-30P	125 X 190 X 80	1205
SG-HL-10P	70 X 128 X 52	374	SG-HL-40P	161 X 263 X 90	1822
SG-HL-12P	110 X 110 X 52	482	SG-HL-50P -S	161 X 263 X 90	2447
SG-HL-15P	70 X 172 X 55	529	SG-HL-50P -L	230 X 330 X 120	5237
SG-HL-20P	125 X 145 X 62	669			



SG - AL / HL - 4P

- Size(mm) : 61 X 71 X 48
- Weight : 239g
- Allowable current : 10A



SG - AL / HL - 6P

- Size(mm) : 70 X 93 X 52
- Weight : 283g
- Allowable current : 10A



SG - AL / HL - 10P

- Size(mm) : 70 X 128 X 52
- Weight : 374g
- Allowable current : 10A




SG - AL / HL - 12P

- Size(mm) : 110 X 110 X 52
- Weight : 482g
- Allowable current : 10A




SG - AL / HL - 15P

- Size(mm) : 70 X 172 X 55
- Weight : 529g
- Allowable current : 10A




SG - AL / HL - 20P

- Size(mm) : 125 X 145 X 62
- Weight : 669g
- Allowable current : 10A



SG - AL / HL - 20PT

- Size(mm) : 80 X 235 X 80
- Weight : 957g
- Allowable current : 10A



SG - AL / HL - 30P

- Size(mm) : 125 X 190 X 80
- Weight : 1205g
- Allowable current : 10A



SG - AL / HL - 40P

- Size(mm) : 161 X 263 X 90
- Weight : 1822g
- Allowable current : 10A



SG - AL / HL - 50P - S

- Size(mm) : 161 X 263 X 90
- Weight : 2447g
- Allowable current : 10A



SG - AL / HL - 50P - L

- Size(mm) : 230 X 330 X 120
- Weight : 5237g
- Allowable current : 10A

MEMO

Aluminum Push Button Box

Nomenclature

SG - **CB** - **22** **01**

① ② ③

- ① Product name
Aluminum Control Box
- ② Hole size
No Hole / Ø22 / Ø25 / Ø30
- ③ Number of holes
1 / 2 / 3 / 4 holes





Feature

UL approved product.
The aluminum push button box has a hole (Ø22 / Ø25 / Ø30) in the cover, enabling the switch to be installed without a separate process.

Product Specifications

Color: Base – Black / Cover – White
Tolerance: ±1mm
Operating temperature: -20 ~ 180°C
Hole size: 22mm / 25mm / 30mm
Material: Aluminum [ALDC 12.1]

Example of use



Safety Specifications



RoHS

※ The UL model is an order made.

Hole	Ø	Model	Size(mm)	Weight(g)	Hole	Ø	Model	Size(mm)	Weight(g)
1 hole	No Hole	SG-CB-0001	80 X 90 X 70	385	3 holes	No Hole	SG-CB-0003	80 X 180 X 70	561
	Ø22	SG-CB-2201				Ø22	SG-CB-2203		
	Ø25	SG-CB-2501				Ø25	SG-CB-2503		
	Ø30	SG-CB-3001				Ø30	SG-CB-3003		
2 holes	No Hole	SG-CB-0002	80 X 135 X 70	481	4 holes	No Hole	SG-CB-0004	80 X 220 X 70	686
	Ø22	SG-CB-2202				Ø22	SG-CB-2204		
	Ø25	SG-CB-2502				Ø25	SG-CB-2504		
	Ø30	SG-CB-3002				Ø30	SG-CB-3004		

Plastic Terminal Box

Nomenclature

SG - **TB** - **4** **P** **G**

① ② ③ ④

- ① **Product name**
Plastic Terminal Box
- ② **Number of pins**
4 - 50 Pin
- ③ **Allowable current**
P, PT : 10A / P15 : 15A
- ④ **Color**
G : Gray / I : Ivory
GC : Gray with transparent cover
IC : Ivory with transparent cover



Feature

The boxes come in two colors – gray and ivory – with three types of covers : gray, ivory and transparent. Excellent waterproofing and dustproofing thanks to the polyurethane packing. Terminal integrated box using ABS, with various customized sizes available for user convenience.

Product Specifications

Color: Gray, Ivory, Transparent cover
Tolerance: $\pm 1\text{mm}$
Operating temperature: $-20 \sim 70^{\circ}\text{C}$
Protection rating: IP65 / IK08 / IP2X (TB-4P, 6P Only)
Material: ABS / Transparent cover [PC]
Mounting hole size: 0.17 in

Electrical Specifications

Allowable current: 10A / 15A
Rated frequency: 50Hz
Rated input voltage: AC250 Volts
Withstand voltage: 1880V / 1minute

Safety Specifications



Description

Plastic terminal boxes use ABS and are suitable for sensors, limits S/W, V/V BOX and various kinds of intermediate terminal boxes. Assembling existing prefabricated terminals and boxes is not difficult; productivity is maximized with all-in-one production, which saves resources so that they can be used more practically and safely. It is used in a range of fields, including industrial machinery, robots, commercial wiring, and low voltage control systems.

Model	Size(mm)	Weight(g)	Model	Size(mm)	Weight(g)
SG-TB-4P	50 X 85 X 40	80	SG-TB-15P15	100 X 200 X 65	423
SG-TB-4P15	52 X 90 X 45	94	SG-TB-15PT	75 X 170 X 55	290
SG-TB-4PT	65 X 65 X 45	99	SG-TB-20P15	150 X 160 X 65	479
SG-TB-6P	55 X 85 X 40	88	SG-TB-20PT	80 X 235 X 56	440
SG-TB-6P15	65 X 90 X 45	135	SG-TB-30P	125 X 190 X 65	527
SG-TB-6PT	65 X 80 X 45	115	SG-TB-30PT	125 X 190 X 65	527
SG-TB-10P15	90 X 100 X 45	183	SG-TB-40P	160 X 260 X 90	1421
SG-TB-10PT	65 X 110 X 45	156	SG-TB-50P	160 X 260 X 90	1522



SG-TB-4P

10A

- Size(mm) : 50 X 85 X 40
- Weight : 80g
- Color : Gray, Ivory



SG-TB-4P15

15A

- Size(mm) : 52 X 90 X 45
- Weight : 94g
- Color : Gray, Ivory, Transparent cover



SG-TB-4PT

10A

- Size(mm) : 65 X 65 X 45
- Weight : 99g
- Color : Gray, Ivory, Transparent cover



SG-TB-6P

10A

- Size(mm) : 55 X 85 X 40
- Weight : 88g
- Color : Gray, Ivory



SG-TB-6P15

15A

- Size(mm) : 65 X 90 X 45
- Weight : 135g
- Color : Gray, Ivory, Transparent cover



SG-TB-6PT

10A

- Size(mm) : 65 X 80 X 45
- Weight : 115g
- Color : Gray, Ivory, Transparent cover



SG-TB-10P15

15A

- Size(mm) : 90 X 100 X 45
- Weight : 183g
- Color : Gray, Ivory, Transparent cover



SG-TB-10PT

10A

- Size(mm) : 65 X 110 X 45
- Weight : 156g
- Color : Gray, Ivory, Transparent cover



SG-TB-15P15

15A

- Size(mm) : 100 X 200 X 65
- Weight : 423g
- Color : Gray, Ivory, Transparent cover



SG-TB-15PT

10A

- Size(mm) : 75 X 170 X 55
- Weight : 290g
- Color : Gray, Ivory, Transparent cover



SG-TB-20P15

15A

- Size(mm) : 150 X 160 X 65
- Weight : 479g
- Color : Gray, Ivory, Transparent cover



SG-TB-20PT

10A

- Size(mm) : 80 X 235 X 56
- Weight : 440g
- Color : Gray, Ivory, Transparent cover



SG-TB-30P

10A

- Size(mm) : 125 X 190 X 65
- Weight : 527g
- Color : Gray, Ivory, Transparent cover



SG-TB-30PT

10A

- Size(mm) : 125 X 190 X 65
- Weight : 527g
- Color : Gray, Ivory, Transparent cover



SG-TB-40P

10A

- Size(mm) : 160 X 260 X 90
- Weight : 1421g
- Color : Gray, Ivory, Transparent cover



SG-TB-50P

10A

- Size(mm) : 160 X 260 X 90
- Weight : 1522g
- Color : Gray, Ivory, Transparent cover

Plastic Junction Box

RoHS

Nomenclature

SG - **JB** - **802305**

① ②

- ① **Product name**
Plastic Junction Box
- ② **Product size**
Width x length x height



Product Specifications

Color: Gray / Ivory / Transparent cover
Tolerance: ± 1 mm
Operating temperature: $-20 \sim 70^{\circ}\text{C}$
Protection rating: IP65
Material: ABS / Transparent cover [PC]

Model	Size(mm)	Weight(g)
SG-JB-802305	80 X 235 X 56	300
SG-JB-121906	125 X 190 X 65	370
SG-JB-162609	160 X 260 X 90	750

Plastic Push Button Box

Nomenclature

SG - **PB** - **22** **01** **(70)** **Y**

① ② ③ ④ ⑤

- ① **Product name**
Plastic Push Button Box
- ② **Hole size**
 $\varnothing 22 / \varnothing 25 / \varnothing 30$
- ③ **Number of holes**
1 / 2 / 3 / 4 Holes
- ④ **Product height**
55mm / 70mm
- ⑤ **Cover color**
Red, Yellow, White



Feature

UL approved product
The plastic push button box has a hole ($\varnothing 22 / \varnothing 25 / \varnothing 30$) in the cover so that the switch can be installed without a separate process.

Description

The plastic pushbutton box is made in three colors: red, yellow, and white. Plastic push button boxes are used especially often in emergency stop switches, and are safer to use with bright, vivid colors when they are used as emergency switches. This product is designed to be durable and easy to install using PC materials.
This plastic push button box is designed to be durable and easy to install using PC materials.

Product Specifications

Color: Black (Base) / Red, Yellow, White (Cover)
Tolerance: ± 1 mm
Operating temperature: $-20 \sim 110^{\circ}\text{C}$
Material: PC

Safety Specifications



※ The UL model is an order made.

Example of use



※ There are only 1 hole and 2 holes in the mini type.

Mini 1 hole




- Size(mm) : 51 X 60 X 45
- Hole size : Ø12, Ø16
- Cover color : White, Yellow
- Weight : 139g

Mini 2 holes



- Size(mm) : 50 X 95 X 45
- Hole size : Ø12, Ø16
- Cover color : White, Yellow
- Weight : 157g

1 hole



- Size(mm) : 80 X 90 X 55 / 80 X 90 X 70
- Hole size : No Hole, Ø22, Ø25, Ø30
- Weight : 178g
- Cover color : Red, White, Yellow

2 holes



- Size(mm) : 80 X 135 X 55 / 80 X 135 X 70
- Hole size : No Hole, Ø22, Ø25, Ø30
- Weight : 231g
- Cover color : Red, White, Yellow

3 holes



- Size(mm) : 80 X 180 X 55 / 80 X 180 X 70
- Hole size : Ø22, Ø25, Ø30
- Weight : 253g
- Cover color : Red, White, Yellow

4 holes



- Size(mm) : 80 X 220 X 55 / 80 X 220 X 70
- Hole size : Ø22, Ø25, Ø30
- Weight : 303g
- Cover color : Red, White, Yellow

Hole	Ø	Model	Size(mm)	Weight	Hole	Ø	Model	Size(mm)	Weight																																						
MINI 1 hole	Ø12	SG-PB-1201	51 X 60 X 45	139g	MINI 2 holes	Ø12	SG-PB-1202	50 X 95 X 45	157g																																						
	Ø16	SG-PB-1601				Ø16	SG-PB-1602			1 hole	No Hole	SG-PB-0001	80 X 90 X 55 80 X 90 X 70	178g	3 holes	Ø22	SG-PB-2203	80 X 180 X 55 80 X 180 X 70	253g	Ø22	SG-PB-2201	Ø25	SG-PB-2503	Ø25	SG-PB-2501	Ø30	SG-PB-3003	Ø30	SG-PB-3001			2 holes	No Hole	SG-PB-0002	80 X 135 X 55 80 X 135 X 70	231g	4 holes	Ø22	SG-PB-2204	80 X 220 X 55 80 X 220 X 70	303g	Ø22	SG-PB-2202	Ø25	SG-PB-2504	Ø25	SG-PB-2502
1 hole	No Hole	SG-PB-0001	80 X 90 X 55 80 X 90 X 70	178g	3 holes	Ø22	SG-PB-2203	80 X 180 X 55 80 X 180 X 70	253g																																						
	Ø22	SG-PB-2201				Ø25	SG-PB-2503																																								
	Ø25	SG-PB-2501				Ø30	SG-PB-3003																																								
	Ø30	SG-PB-3001																																													
2 holes	No Hole	SG-PB-0002	80 X 135 X 55 80 X 135 X 70	231g	4 holes	Ø22	SG-PB-2204	80 X 220 X 55 80 X 220 X 70	303g																																						
	Ø22	SG-PB-2202				Ø25	SG-PB-2504																																								
	Ø25	SG-PB-2502				Ø30	SG-PB-3004																																								
	Ø30	SG-PB-3002																																													

Emergency Guard

RoHS

Nomenclature

SG - **EG** **22** - **Y**

① ② ③

① **Product name**
Emergency Guard

② **Product length**
Ø 22 / Ø 25 / Ø 30

③ **Color**
Y : Yellow / W : White



Product Specifications

Color: Yellow / White
Tolerance: ±1mm
Material: PC

Model	Ø	Size(mm)	Weight(g)
SG-EG22	Ø22	64 X 82 X 38	32g
SG-EG25	Ø25		
SG-EG30	Ø30		

Description

The switch protection guard is a product that prevents misoperation of switches installed in machinery. It prevents machine contact and at the same time makes a hard case. It can also protect the switch body from damage. Emergency stop switches, such as semiconductor manufacturing devices, machine tools, food machines, and medical machines, etc. It also plays a role in preventing time and productive losses while ensuring safety.

Emergency Cover

RoHS

Nomenclature

SG - **EC** **22**

① ②

① **Product name**
Emergency Cover

② **Hole size**
Ø 22 / Ø 25 / Ø 30



Example of use



Product Specifications

Color: Transparent
Tolerance: ±1mm
Protection rating: IP44
Material: PC

Model	Ø	Size(mm)	Weight(g)
SG-EC22	Ø22	57 X 89 X 38	35g
SG-EC25	Ø25		
SG-EC30	Ø30		

Description

The switch protection cover protects the switch from external shocks, dust, etc. and prevents possible mistakes. It can be applied to switches of various types and sizes, and it is easy to open and close because the cover is easy to attach and detach.

Aluminum Profile Box

Nomenclature

SG - MB - 100 A
 ① ② ③

- ① Product name
Multi Box
- ② Product length
60 - 3800mm
- ③ Product type
M / MA / A / B / C / D / E

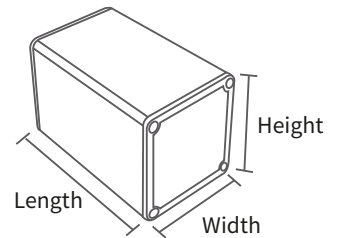


Feature

Made of aluminum profiles, it is light and durable. It comes in a total 7 different types, and can be customized based on customer needs.

Product Specifications

Color: Main body - Silver (anodizing) /
 Side plate - Orange
 Tolerance: ±1mm
 Operating temperature: -20 ~ 70°C
 Material: Aluminum profile /
 Side plate [ABS]



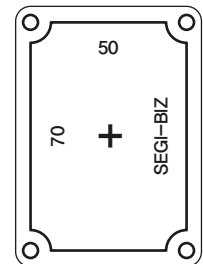

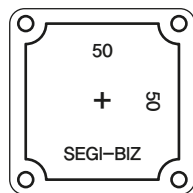

Description

Our aluminum profile boxes are lightweight, rugged and customizable to up to 3.8m in length. They also allow special marking with round, square, and other special shape-tapping and laser marking as desired. This product is frequently used in various automation facilities and electronic machines, and is convenient to use, as it is specifically designed to be used as a push button box for mechanical equipment.

Example of use



Product Type

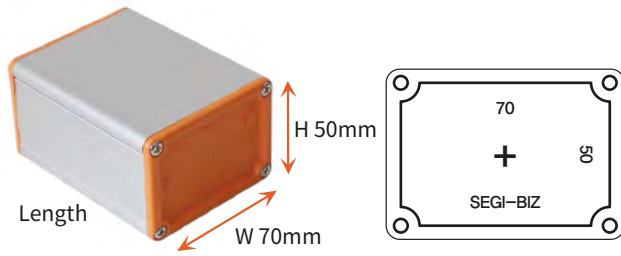


M Type

- Size(mm) : 50(W) mm X 50(H) mm X Length
- Thickness : 1.2t


MA Type

- Size(mm) : 50(W) mm X 70(H) mm X Length
- Thickness : 1.2t




A Type

- Size(mm) : 70(W) mm X 50(H) mm X Length
- Thickness : 1.2t




B Type

- Size(mm) : 70(W) mm X 70(H) mm X Length
- Thickness : 1.4t




C Type

- Size(mm) : 70(W) mm X 90(H) mm X Length
- Thickness : 1.6t






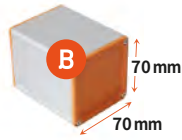
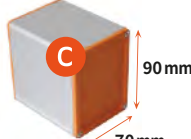


D Type

- Size(mm) : 90(W) mm X 70(H) mm X Length
- Thickness : 1.4t



E Type

- Size(mm) : 90(W) mm X 90(H) mm X Length
- Thickness : 1.6t

<p>Aluminum Profile Box</p>	 <p>Size: 50 X 50 t:1.2</p>	 <p>Size: 50 X 70 t:1.2</p>
	 <p>Size: 70 X 50 t:1.2</p>	 <p>Size: 70 X 70 t:1.4</p>
	 <p>Size: 70 X 90 t:1.6</p>	 <p>Size: 90 X 70 t:1.4</p>
	 <p>Size: 90 X 90 t:1.6</p>	

Aluminum Profile Push Button Box

Nomenclature

SG - MS - 22 01 A
 ① ② ③ ④

- ① **Product name**
Multi Switch Box
- ② **Hole size**
Ø12 / Ø16 / Ø22 / Ø25 / Ø30
- ③ **Number of holes**
1 / 2 / 3 / 4 / 5 / 6 holes
- ④ **Product type**
M / MA / A / B / C / D / E

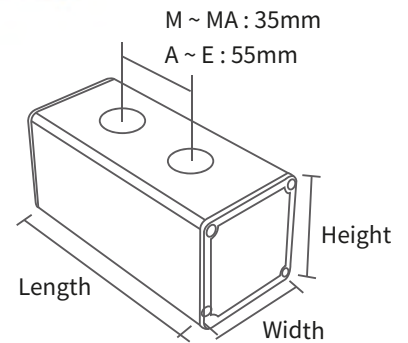


Feature

Because the product has holes (Ø12, Ø16, Ø22, Ø25, Ø30), it can be easily used as a switch box without a separate process. Laser nameplate marking on the product is also available.

Product Specifications

Color : Main body - Silver (anodizing) / Side plate - Orange
 Tolerance : ±1mm
 Operating temperature : -20 ~ 70°C
 Material : Aluminum profile / Side plate [ABS]




Model	Size(mm)				Model	Size(mm)			
	Type	Width	Height	Length		Type	Width	Height	Length
SG-MS-1201	M	50	50	70	SG-MS-1204	M	50	50	175
SG-MS-1601	MA	50	70		SG-MS-1604	MA	50	70	
SG-MS-1202	M	50	50	105	SG-MS-1205	M	50	50	210
SG-MS-1602	MA	50	70		SG-MS-1605	MA	50	70	
SG-MS-1203	M	50	50	140	SG-MS-1206	M	50	50	245
SG-MS-1603	MA	50	70		SG-MS-1606	MA	50	70	
SG-MS-2201	A	70	50	90	SG-MS-2204	A	70	50	255
SG-MS-2501	B	70	70		SG-MS-2504	B	70	70	
SG-MS-3001	C	70	90		SG-MS-3004	C	70	90	
	D	90	70		SG-MS-2204	D	90	70	
	E	90	90		SG-MS-2504	E	90	90	
SG-MS-2202	A	70	50	145	SG-MS-2205	A	70	50	310
SG-MS-2502	B	70	70		SG-MS-2505	B	70	70	
SG-MS-3002	C	70	90		SG-MS-3005	C	70	90	
	D	90	70		SG-MS-2205	D	90	70	
	E	90	90	SG-MS-2505	E	90	90		
SG-MS-2203	A	70	50	200	SG-MS-2206	A	70	50	365
SG-MS-2503	B	70	70		SG-MS-2506	B	70	70	
SG-MS-3003	C	70	90		SG-MS-3006	C	70	90	
	D	90	70		SG-MS-2206	D	90	70	
	E	90	90	SG-MS-2506	E	90	90		

Aluminum Profile Box Sloped Type

Nomenclature

SG - **MP** - **100**
 ① ②

- ① **Product name**
Multi Pentagon Box
- ② **Product length**
100 - 3800mm



Product Specifications

Color: Main body - Silver (anodizing) / Side plate - Orange
 Tolerance: ±1mm
 Operating temperature: -20 ~ 70°C
 Sloping angle: 22°
 Material: Aluminum profile / Side plate [ABS]

Description

Like a general profile box, this allows you to work on the name plate with the product length and special hole processing and laser marking. In particular, the profile sloped box, with its sloped top surface, is more convenient when used as a push button box, and is excellent in terms of exterior appearance.

Aluminum Profile Push Button Box Sloped Type

Nomenclature

SG - **MP** - **22** | **01**
 ① ② ③

- ① **Product name**
Multi Switch Pentagon Box
- ② **Hole size**
Ø22 / Ø25 / Ø30
- ③ **Number of holes**
1 / 2 / 3 / 4 / 5 / 6 holes



Model	Hole	Ø	Length (mm)	Model	Hole	Ø	Length (mm)
SG-MP-2201	1 holes	22	90	SG-MP-2204	4 holes	22	255
SG-MP-2501		25		SG-MP-2504		25	
SG-MP-3001		30		SG-MP-3004		30	
SG-MP-2202	2 holes	22	145	SG-MP-2205	5 holes	22	310
SG-MP-2502		25		SG-MP-2505		25	
SG-MP-3002		30		SG-MP-3005		30	
SG-MP-2203	3 holes	22	200	SG-MP-2206	6 holes	22	365
SG-MP-2503		25		SG-MP-2506		25	
SG-MP-3003		30		SG-MP-3006		30	

Aluminum Profile Industrial Socket Box

Nomenclature

SG - MC - 01 (406502V)

① ② ③

- ① **Product name**
Multi Socket Box
- ② **Number of Socket**
1 / 2 / 3 / 4ea
- ③ **Number of industrial Sockets**
406502V / 406506V



SG-MC-02 (406506V) SG-MC-02 (406502V)

Model	Size(mm)		
	Width	Height	Length
SG-MC-01 (406502V / 406506V)	90	70	140
SG-MC-02 (406502V / 406506V)			250
SG-MC-03 (406502V / 406506V)			360
SG-MC-04 (406502V / 406506V)			470


Aluminum Profile Socket Box

Nomenclature

SG - MC - 01

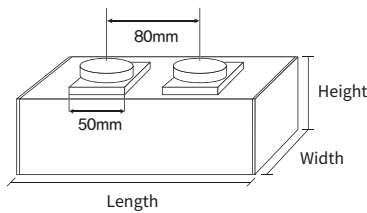
① ②

- ① **Product name**
Multi Socket Box
- ② **Number of Sockets**
1 / 2 / 3 / 4 / 5 / 6ea



Specifications

Color: Main body - Silver / Side plate - Orange
 Voltage / Current: AC220V~240V / 16A
 Tolerance: ±1mm
 Operating temperature: -20 ~ 70°C
 ※ Can be customized



Model	Size(mm)			Model	Size(mm)		
	Width	Height	Length		Width	Height	Length
SG-MC-01	70	50	108	SG-MC-05	70	50	428
SG-MC-02			188	SG-MC-06			508
SG-MC-03			268	SG-MC-07			588
SG-MC-04			348	SG-MC-08			668

Nomenclature

SG - MC L - 02

① ② ③

- ① **Product name**
Multi Socket Box
- Outlet direction**
- ② Horizontal type (W) / Vertical type (L)
- ③ **Number of Sockets**
2 / 4 / 6 / 8 / 10 / 12 / 14 / 16 / 18ea

Specifications

Color: Main body - Silver / Side plate - Orange
 Operating temperature: -20 ~ 70°C
 ※ AC 110V 220V types are available / Can be customized

Horizontal type (W)



AC 220V

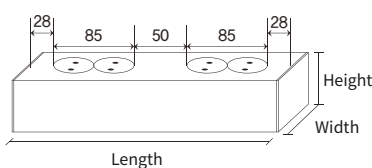
Vertical type (L)



AC220V



AC110V



Model	Size(mm)		
	Width	Height	Length
SG-MCL(W)-02	70	50	141
SG-MCL(W)-04			276
SG-MCL(W)-06			411
SG-MCL(W)-08			546
SG-MCL(W)-10			681
SG-MCL(W)-12			816
SG-MCL(W)-14			951
SG-MCL(W)-16			1086
SG-MCL(W)-18			1221

Aluminum Profile Socket Box Sloped Type

Nomenclature

SG - **MP** - **01**
 ① ②

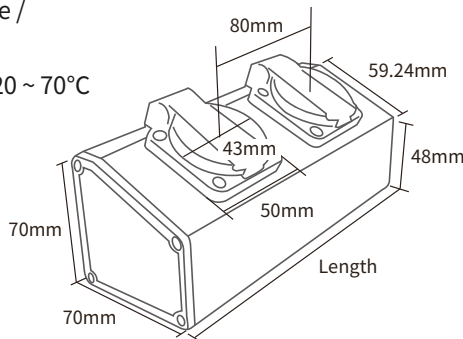
- ① **Product name**
Multi Pentagon Socket Box
- ② **Number of Sockets**
1 ~ 8ea



※ Tolerance : ±1mm

Product Specifications

- Color : Main body - Silver (anodizing) / Side plate - Orange / Socket - Blue
- Voltage / Current : AC220V~240V / 16A
- Material : Aluminum profile / Side plate [ABS]
- Operating temperature : -20 ~ 70°C
- Sloping angle : 22°
- ※ Can be customized



Model	Size(mm)		
	Width	Height	Length
SG-MP-01	70	70	108
SG-MP-02			188
SG-MP-03			268
SG-MP-04			348
SG-MP-05			428
SG-MP-06			508
SG-MP-07			588
SG-MP-08			668

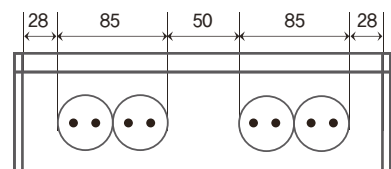
Nomenclature

SG - **MP** **W** - **02**
 ① ② ③

- ① **Product name**
Multi Pentagon Socket Box
- ② **Outlet direction**
Horizontal type (W)
- ③ **Number of Sockets**
2 / 4 / 6 / 8ea

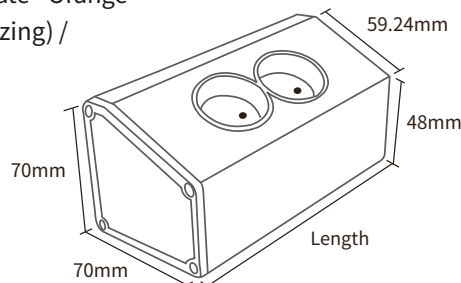


Top Surface




Product Specifications

- Color : Main body - Silver / Side plate - Orange
- Material : Aluminum profile (anodizing) / Side plate [ABS]
- Tolerance : ±1mm
- Operating temperature : -20 ~ 70°C
- Sloping angle : 22°
- ※ Various user options and customizations available



Model	Size(mm)		
	Width	Height	Length
SG-MPW(L)-02	70	70	141
SG-MPW(L)-04			276
SG-MPW(L)-06			411
SG-MPW(L)-08			546
SG-MPW(L)-10			681
SG-MPW(L)-12			816
SG-MPW(L)-14			951
SG-MPW(L)-16			1086
SG-MPW(L)-18			1221

Breaker Type Mobile Industrial Socket Box



Portable Power Supply		
Box	Size	300(W) X 520(H) X 300(D)mm
	Thickness / Weight	1.6t / 19kg
Circuit breaker	Type	ELB-3P (2ea)
	Breaking Capacity	2.5kA
Socket	Type	406506V(4P16)
	EA	4
	Voltage	380-415V
	Current	16A
	Protection Rating	IP44

Product Specifications

Color : Yellow Material : Steel Circuit breaker's Voltage / Current : AC460V / 30A
 Tolerance : ±1mm Operating temperature : -20°C ~ 70°C ※ Can be customized

※ The socket type can be changed by the customer.
 ※ 30A, 50A, 60A
 ※ Single or Three - phase types can be customized.

Description

30A, 50A, 60A improves the traditional method of supplying power by connecting wires directly to the distribution board, making it simple to supply power to the plug. It has a short circuit breaker that fits the capacity to prevent accident and saves space with its compact design.

Breaker Type Industrial Socket Box

Specifications

Color: Main body - Silver / Side plate - Orange Material : Aluminum profile (anodizing) / Flame-Side plate [ABS]
 Tolerance : ±1mm Operating temperature : -20°C ~ 70°C ※ Can be customized



Model	SG-MC-N-02-SS(30A)	SG-MC-N-02-SL(30A)	SG-MC-N-02-S(60A)	SG-MC-N-02-T(30A)	SG-MC-N-02-T(50A)	SG-MC-N-02-T(60A)
Box	Size	70 X 70 X 310mm	90 X 70 X 420mm	90 X 70 X 420mm	90 X 70 X 420mm	90 X 70 X 420mm
	Thickness	1.4t	1.4t	1.4t	1.4t	1.4t
Circuit Breaker	Type	ELB-2P	ELB-2P	ELB-2P	ELB-3P	ELB-3P
	Rated Voltage	AC220V	AC220V	AC220V	AC460V	AC460V
	Rated Current	30A	30A	60A	30A	50A
	Breaking Capacity	2.5kA	5kA	5kA	2.5kA	2.5kA
Socket	Type	404030ST06 (2P16)	406502V (3P16)	406514V (4P32)	406506V (4P16)	406506V(4P16) / 406518V(4P32)
	EA	2ea	2ea	2ea	2ea	1ea / 1ea
	Voltage	220-240V	220-250V	220-250V	380-415V	380-415V
	Current	16A	16A	32A	16A	16A / 32A
	Protection rating	IP54	IP44	IP44	IP44	IP44

Power Distribution




Nomenclature

SG - **PD** **2L** **06** - **100A**

① ② ③ ④

- ① **Product name**
Power Distribution
- ② **Power supply system**
2L / 3L / 4L
- ③ **Number of terminals**
6P / 10P
- ④ **Rated current**
50A / 100A / 200A



Feature

UL approved product.
There is a removable protective cover to protect against electric shock accidents.
Busbar direction (left, right) position can be changed.
35mm DIN rail mounting is possible.

Electrical Specifications

Allowable current : 50A / 100A / 200A
Rated input voltage : 600V

Safety Specifications



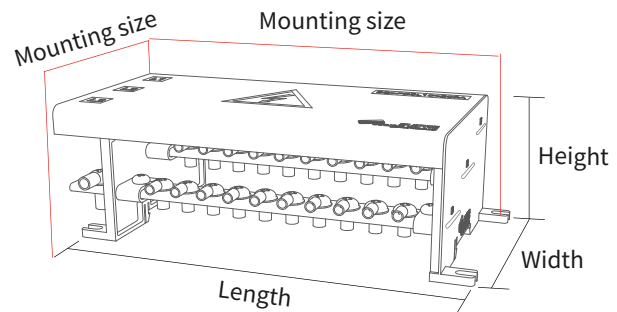
※ The UL model is an order made.

Description

The power distribution is a device that distributes the secondary power supplied from the main power to the primary power of each phase. By improving on the existing complex distribution method, it increases the efficiency of installation work. The PC-made cover and heat-resistant material side plate are highly resistant to shock and heat, enabling you to use it safely.

Product Specifications

Tolerance : ±1mm
Operating temperature : -20 ~ 110°C
Material : Side plate [mPPO] / Cover [PC]
99.9% Copper + Tin plated busbar



Model	Size(mm)	Busbar size	Power fix bolt size	Bolt size	Mounting & Hole size	Weight(g)
SG-PD2L06-50A	119 X 49 X 47	2t X 10	M5	M4	105 X 39 / Ø4.2	90
SG-PD3L06-50A	119 X 70 X 59	2t X 10	M5	M4	105 X 60 / Ø4.2	133
SG-PD2L06-100A	132 X 59 X 48	3t X 15	M6	M5	118 X 49 / Ø4.2	173
SG-PD2L10-100A	180 X 59 X 48	3t X 15	M6	M5	166 X 49 / Ø4.2	240
SG-PD3L06-100A	132 X 85 X 60	3t X 15	M6	M5	118 X 75 / Ø4.2	265
SG-PD3L06-200A	144 X 103 X 67	4t X 20	M8	M6	130 X 93 / Ø4.2	480
SG-PD3L10-100A	180 X 85 X 60	3t X 15	M6	M5	166 X 75 / Ø4.2	357
SG-PD3L10-200A	211 X 103 X 67	4t X 20	M8	M6	186 X 93 / Ø4.2	650
SG-PD4L06-100A	132 X 111 X 72	3t X 15	M6	M5	118 X 101 / Ø4.2	355
SG-PD4L10-100A	180 X 111 X 72	3t X 15	M6	M5	166 X 101 / Ø4.2	480
SG-PD4L10-200A	200 X 135 X 81	4t X 20	M8	M6	186 X 123 / Ø4.2	878

Power Distribution Terminal Block



Nomenclature

SG - PD - 100 4P
 ① ② ③

- ① **Product name**
Power Distribution Terminal Block
- ② **Rated current**
100A / 200A / 250A / 400A
- ③ **Number of terminals**
4P / 6P / 8P / 9P / 12P



Feature

It can be used efficiently even in narrow spaces, with a more compact size than the conventional model. Installation of hinge-type protective cover and input terminal protective cover prevents accidents such as electric shock.

As screw connection and channel mounting can be done on the main body, installation and maintenance are convenient.

Electrical Specifications

Allowable current : 100A / 200A / 250A / 400A
 Pitch : 20mm / 30mm / 40mm
 Rated input voltage : 600V

Description

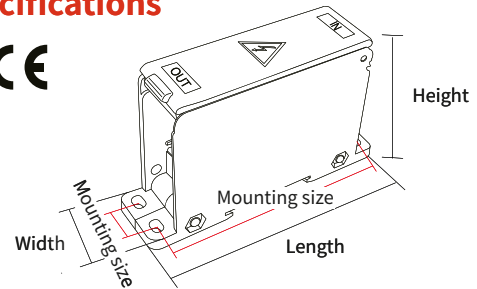
The power distribution terminal block type is economical with its small size, and it can be used conveniently by improving work efficiency. It can be mounted directly on the product body in a narrow space, or used by mounting on a standard 35mm DIN rail, and each consists of 1 input terminal and 4~8 output terminals. As it uses heat-resistant material, it is resistant to impact and heat, and the busbar is plated with tin with 99.9% copper, giving it a higher conductivity than brass. The protective cover makes it safer and more convenient to use.

Product Specifications

Tolerance: ±1mm
 Operating temperature: -20 ~ 110°C
 Material: Side plate [mPPO] / Cover [PC]
 99.9% Copper + Tin plated busbar

Safety Specifications

RoHS CE



Model	Rated capacity	Pitch	Bolt size IN OUT	Busbar size	Size(mm)	Mounting & Hole size	Weight(g)	
SG-PD-100-4P	600V 100A	20mm	M6	M4 x 2 M5 x 2	3t X 20mm	25 X 95 X 58	85.5 X 12.4mm Ø4.5	104
SG-PD-100-6P				M4 x 6				
SG-PD-200-4P	600V 200A	30mm	M8	M5 x 2 M6 x 2	3t X 30mm	35 X 95 X 58	85.5 X 17.4mm Ø4.5	165
SG-PD-200-6P				M5 x 6				
SG-PD-200-8P				M4 x 6 M5 x 2				
SG-PD-250-9P	600V 250A	40mm	M8	M5 x 9	3t X 40mm	45 X 95 X 58	85.5 X 27.4mm Ø4.5	230
SG-PD-250-12P				M4 x 12				
SG-PD-400-6P	600V 400A	40mm	M10	M8 x 6	4t X 40mm	45 X 148 X 83	136.4 X 22.3mm Ø5.5	419
SG-PD-400-8P				M8 x 2 M6 x 6				403

NFB Power Distribution Terminal Block

Nomenclature

SG - **NPD** - **100** **4P**
 ① ② ③

- ① **Product name**
NFB Power Distribution Terminal Block
- ② **Rated current**
100A / 200A / 400A
- ③ **Number of terminals**
4P / 6P / 8P



Feature

It is easy to connect directly to the main breaker without the need for a separate terminal, and is a space saving product with the same width as the breaker frame.

Product Specifications

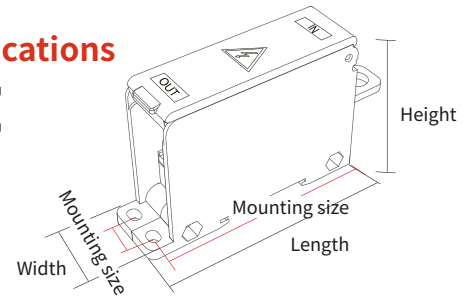
Tolerance: ±1mm
 Operating temperature: -20 ~ 110°C
 Material: Side plate [mPPO] / Cover [PC]
 99.9% Copper + Tin plated busbar

Electrical Specifications

Allowable current : 100A (Available with 50A breaker)
 200A / 400A
 Pitch : 20mm / 30mm / 40mm
 Rated input voltage : 600V

Safety Specifications

RoHS CE



Description

The NFB terminal block type power distributor is an upgraded terminal block type power distributor. As there is a link that can be directly connected to the main breaker, it can be connected without the need for a separate terminal. The width of the product is the same as that of the breaker frame, which helps to save space. The heat-resistant material side plate resists shock and heat, and the PC material protection cover prevents electric shock, enabling safe use. As the busbar is coated with 99.9% copper with tin, it has a higher conductivity than brass and can be used efficiently.

Model	Rated capacity	Pitch	Bolt size IN	Bolt size OUT	Busbar size	Size(mm)	Mounting & Hole size	Weight(g)
SG-NPD-100-4P	600V 100A	20mm	Hole Ø9	M4 x 2	3t X 20mm	25 X 105 X 58	12.4 mm /Ø4.5	111
SG-NPD-100-6P				M5 x 2				
				M4 x 6				
SG-NPD-200-4P	600V 200A	30mm	Hole Ø10	M5 x 2	3t X 30mm	35 X 113 X 58	17.4 mm /Ø4.5	161
SG-NPD-200-6P				M6 x 2				
SG-NPD-200-8P				M5 x 6				
				M4 x 6				
				M5 x 2				
SG-NPD-400-6P	600V 400A	40mm	Hole Ø12.5	M8 x 6	4t X 40mm	45 X 173 X 83	22.3 mm /Ø5.5	397
SG-NPD-400-8P				M8 x 2				382
				M6 x 6				

Power Distribution Kit



Nomenclature

SG - **PDK** **2L** **10** - **100A**

① ② ③ ④

- ① **Product name**
Power Distribution Kit
- ② **Power supply system**
2L / 3L / 4L
- ③ **The Number of terminals**
10P / 12P / 15P
- ④ **Rated current**
100A / 200A



100A

200A

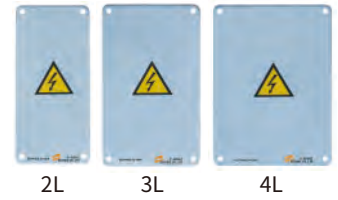


P cover support fixture



Busbar support fixture (3P/4P)

※ The thickness is 4t



2L

3L

4L

Feature

Can be highly utilized due to the large number of connection PINs (10P/12P/15P)
The height of each busbar is different, making cable wiring convenient

Electrical Specifications

Rated current : 100A / 200A
Pitch : 100A - 12mm / 200A - 14mm
Rated input voltage : 600V

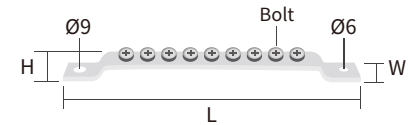
Product Specifications

Material : Cover [PMMA]
99.9% Copper + Tin plated busbar
P cover support fixture / Busbar support fixture [PVC]

Busbar height(H)

Busbar	L1	L2	L3	L4
100A	-	11	18	25
200A	-	14	21	28

[Tolerance : ± 1mm]



Description

The power distribution kit can be connected directly to the breaker main.
This product increases the efficiency of installation work by making it easy to wire cables by varying the height of each stage.

Model	Busbar size (t X W X L /mm)	Mounting hole		Bolt size	Cover size (mm)	Mounting & Hole size
		Busbar	Breaker			
SG-PDK2L10-100A	3t X 15 X 189	Ø6	Ø9	M5 X 9.2	110 X 235	90 X 215mm / Ø7
SG-PDK3L10-100A					140 X 235	120 X 215mm / Ø7
SG-PDK4L10-100A					170 X 235	150 X 215mm / Ø7
SG-PDK2L12-100A	3t X 15 X 213	Ø6	Ø9	M5 X 9.2	110 X 260	90 X 240mm / Ø7
SG-PDK3L12-100A					140 X 260	120 X 240mm / Ø7
SG-PDK4L12-100A					170 X 260	150 X 240mm / Ø7
SG-PDK2L15-100A	3t X 15 X 249	Ø6	Ø9	M5 X 9.2	110 X 295	90 X 275mm / Ø7
SG-PDK3L15-100A					140 X 295	120 X 275mm / Ø7
SG-PDK4L15-100A					170 X 295	150 X 275mm / Ø7
SG-PDK2L10-200A	4t X 20 X 212	Ø6	Ø9	M6 X 12	155 X 260	135 X 240mm / Ø7
SG-PDK3L10-200A					155 X 260	135 X 240mm / Ø7
SG-PDK4L10-200A					190 X 260	170 X 240mm / Ø7
SG-PDK2L12-200A	4t X 20 X 240	Ø6	Ø9	M6 X 12	155 X 290	135 X 270mm / Ø7
SG-PDK3L12-200A					155 X 290	135 X 270mm / Ø7
SG-PDK4L12-200A					190 X 290	170 X 270mm / Ø7
SG-PDK2L15-200A	4t X 20 X 282	Ø6	Ø9	M6 X 12	155 X 330	135 X 310mm / Ø7
SG-PDK3L15-200A					155 X 330	135 X 310mm / Ø7
SG-PDK4L15-200A					190 X 330	170 X 310mm / Ø7

Wire Connector

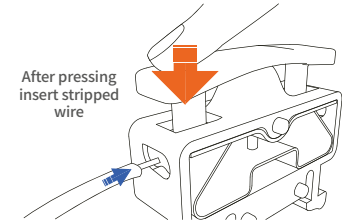


Nomenclature

SG - WC - 01

① ②

① **Product name**
Wire Connector

② **Number of connector**
1Pin



Feature

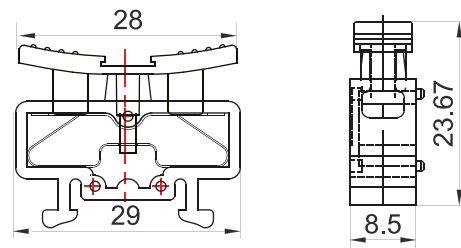
Rail type connector product that is fixed to the channel and used. The main body is made of PC and the PUSH part is made of ABS, giving it excellent heat resistance and strong impact resistance. Side plate can be ordered separately.

Product Specifications

Color: Ivory, Green - Push, Black - Main Body

Operating temperature: -20 ~ 70°C

Material: Main body [PC] / PUSH [ABS]



Electrical Specifications

Service wire size : 1.5mm² (20 ~ 16AWG)

Rated input voltage : 250Volts

Description

Can be used after connecting by inserting stripped wire that meets the standard while pressing the push part. Used exclusively for DIN rail mounting, by inserting a name strip into the groove of the product push.

Plastic Connector Box

Nomenclature

SG - WC - 06

① ②

① **Product name**
Plastic Connector Box

② **Number of connector**
6, 10, 15, 20Pin



Description

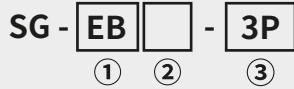
The plastic connector box can save time and cost by allowing you to use a wire connector instead of a terminal box.

Model	Size(mm)	Weight(g)	Model	Size(mm)	Weight(g)
SG - WC - 6P	90 X 65 X 45	135	SG - WC - 15P	100 X 200 X 65	423
SG - WC - 10P	90 X 100 X 45	183	SG - WC - 20P	160 X 150 X 65	479

Earth Bar

RoHS

Nomenclature



- ① **Product name**
Earth Bar
- ② **Type**
-: Single file
2: Double file bending type
3: Double file straight type
- ③ **The number of terminals**
3P ~ 30P

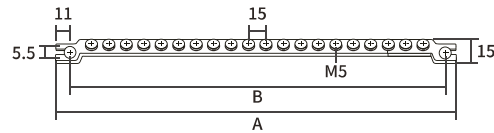


※ RoHS Laser marking

SG - EB



Plated



Description

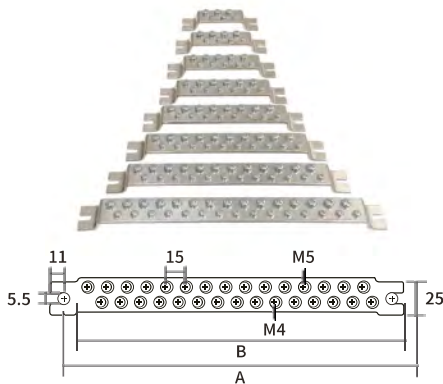
Earth bars are non-plated products made of 99.9% copper, and can be divided into various types: single file, double file, 3P to 30P. They are manufactured to support the safe grounding of electric facilities.

Product Specifications

Tolerance: ±1mm
 Material: Copper 99.9%, Tin-plated
 Bolt size: M5 (Single-file) / M4, M5 (Double-file)

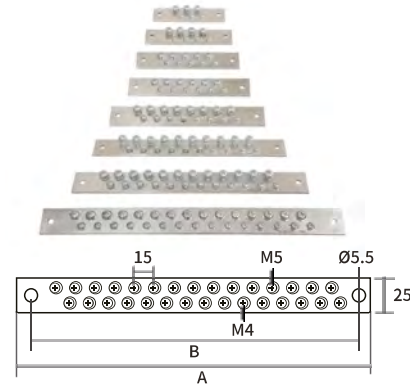
Model	Size(mm)			t	Weight(g)
	A	B	Width		
SG-EB-3P	92	75	15	3	435
SG-EB-4P	107	90			505
SG-EB-5P	122	105			595
SG-EB-6P	137	120			675
SG-EB-7P	152	135			760
SG-EB-8P	167	150			830
SG-EB-10P	197	180			970
SG-EB-12P	227	210			1120
SG-EB-15P	272	255			1360
SG-EB-20P	347	330			1760

SG - EB2



Model	Size(mm)			t	Weight(g)
	A	B	Width		
SG-EB2-6P	99	82	25	3	810
SG-EB2-8P	114	97			930
SG-EB2-10P	129	112			1070
SG-EB2-12P	144	127			1190
SG-EB2-16P	174	157			1440
SG-EB2-20P	204	187			1720
SG-EB2-24P	234	217			1950
SG-EB2-30P	279	262			2350

SG - EB3



Model	Size(mm)			t	Weight(g)
	A	B	Width		
SG-EB3-6P	99	82	25	3	720
SG-EB3-8P	114	97			860
SG-EB3-10P	129	112			990
SG-EB3-12P	144	127			1090
SG-EB3-16P	174	157			1380
SG-EB3-20P	204	187			1630
SG-EB3-24P	234	217			1890
SG-EB3-30P	279	262			2290

Terminal Block

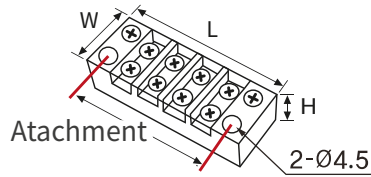
RoHS

Nomenclature

SG - **TB** - **1502**

① ②

- ① **Product name**
Terminal Block
- ② **Current / Number of pins**
15A / 02 - 10 Pin



Product Specifications

Tolerance: $\pm 1\text{mm}$
 Color: Black
 Operating temperature: $-20 \sim 70^\circ\text{C}$
 Rated voltage: 250V / Allowable current: 15A
 Material: PC

Model	Size(mm)			
	Length	Width	Height	Attachment
SG-TB-1502	38	20	14	28
SG-TB-1503	48			38
SG-TB-1504	57			48
SG-TB-1506	77			67
SG-TB-1510	117			107

Fixed Bracket


RoHS

Description

It is designed to relieve inconvenience by using it when taking out a terminal on the panel plate.

Product Specifications

Tolerance: $\pm 1\text{mm}$
 Color: Silver
 Material: Steel



Size (mm)					
SG-B1-4045	SG-B1-4090	SG-B2-6045	SG-B2-6090	SG-B3-4045	SG-B3-4090

- ※ SG-B3-4045 : Only fixed terminal 100A or higher products are available
- ※ Width : B1, B2 - 17mm / B3 - 22mm / Thickness : 3t

DC Terminal Block

RoHS



Product Specifications

Tolerance: $\pm 1\text{mm}$
 Color: Gray
 Operating temperature : $-20 \sim 70^{\circ}\text{C}$
 Rated voltage : AC250V / Allowable current : 10A

HC Terminal Block

(Heat-resistant terminal block)

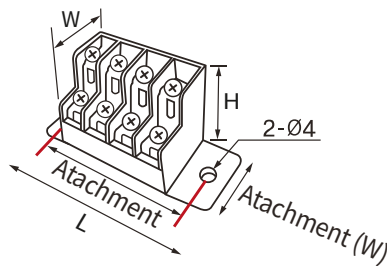


Product Specifications

Tolerance: $\pm 1\text{mm}$
 Color: Ivory
 Operating temperature : $-20 \sim 400^{\circ}\text{C}$
 Rated voltage : AC250V / Allowable current : 10A

Description

It is used to organize, connect power wires inside the PCB substrate electrical channels.



Model	Size(mm)					
	Length	Width	Height	Attachment Width	Attachment	Weight(g)
SG DC(HC) 4P	51	22	27	14	42.8	23
SG-DC(HC)-6P	67		27	14	58.8	33
SG-DC(HC)-10P	100		27	14	91	53
SG-DC(HC)-15P	150		27	22	138	78
SG-DC(HC)-20P	192		32	22	180.1	109
SG-DC(HC)-25P	232		31	22	220	134

Din Rail


RoHS

Nomenclature

SG - DR - 35
 ① ②

① Product name
 Din Rail

② Width
 15 : 15mm
 35 : 35mm



※ ER-15 / 35 Hole size and spacing are the same

Product Specifications

Tolerance: $\pm 1\text{mm}$
 Color : Silver (anodizing)
 Material: Aluminum

Model	Size (mm)	
	Width	Length
SG-DR-15	15	1000
SG-DR-35	35	1000

Short Bar

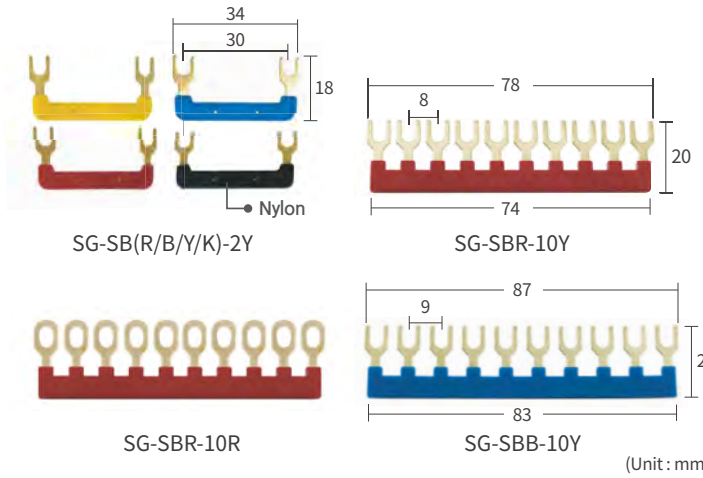
RoHS

Nomenclature

SG - SB R - 10 Y

① ② ③

- ① **Color**
R : Red, B : Blue, Y : Yellow, K : Black
- ② **Number of holes**
2Pin / 10Pin
- ③ **Product type**
Y : Y-shape / R : O-shape



Product Specifications


Tolerance: ±1mm
 Color: Red, Blue, Yellow, Black
 Current: 10A, 15A
 Material: Brass, Nylon coating

Model	Color	Applicable products
SG-SB(R/B/Y/K)-2Y	Red, Blue, Yellow, Black	MY-2, MY-4 For relay sockets
SG-SBR-10Y/R	Red	For 10A TB - 4P, 4PT, 6P, 6PT, 10PT, 15PT, 20PT, 30P, 40P, 50P
SG-SBB-10R	Blue	
SG-SBB-10Y	Blue	For 15A TB - 4P15, 6P15, 10P15, 15P15, 20P15

Product Specifications








Color: Yellow, Blue, Red, Brown, Green, Gray, Black, White
 Material: PVC flame-retardant
 - The advantage is that the insulation is not damaged by special injection.

Product name	Model
Assembly type - Short Bar (10 A)	KS - 102 Y/R
	KS - 103 Y/R
	KS - 106 Y/R
Assembly type - Short Bar (15 A)	KS - 152 Y/R
	KS - 153 Y/R
	KS - 1512 Y/R
Fixed type - Short Bar (20 A)	KS - 202 Y/R
	KS - 203 Y/R
	KS - 206 Y/R
	KS - 2012 Y/R
Assembly type - Short Bar (25 A)	KS - 252 Y/R
	KS - 253 Y/R
	KS - 256 Y/R
Assembly type - 쇼트바 (35 A)	KS - 352 Y/R
	KS - 353 Y/R
	KS - 358 Y/R
20 A ELB Kommonbar	KS - 2P



Safety Knife



Model	Size(mm)	Weight(g)	Cutting depth
 SECUMAX 150 NO. 150001	148 x 11 x 37.2mm	24.4	6.2mm
 SECUMAX 145 NO. 145001	118 x 4 x 35.4mm	12	3.8mm
 SECUMAX 350 NO. 350001	154 x 12 x 40mm	37	6mm
 SECUMAX 175 NO. 175001	109.5 x 13.5 x 34mm	31	10mm
 SECUMAX EASYSAFE NO. 121001	207 x 10 x 66mm	66.3	6.6mm
 SECUPRO MAXISAFE NO. 101806	148 x 18 x 42mm	65.4	16mm
 SECUNORM MIZAR NO. 125001	139 x 15.6 x 50.5mm	59	15mm

Stripping Tools


WEICON®


Made in Germany

Economical 4-piece set



Components	Cable Stripper S 4 - 28 Multi	
	Coax-Stripper No. 2	
	Round Cable Stripper No. 13	
	Wire Stripper No. 5	

Cable Stripper

Cable Stripper	Ø mm	AWG	Weight (g)	
Cable Stripper No. 4 - 16	4 - 16		84	
Cable Stripper No. 8 - 27	8 - 28		92	
Cable Stripper No. 4 - 28 H (Hooked blade + protective cap)	4 - 28		98	
Cable Stripper No. 28 - 35	28 - 35		87	
Cable Stripper No. 35 - 50	35 - 50		90	
Cable Stripper S 4 - 28	4 - 28		72	
Cable Stripper S 4 - 28 Multi	4 - 28	20 - 10 (0.5 - 16 mm ²)	61	

Dismantling Stripper

Dismantling Tools	Ø mm	AWG	Weight (g)	
Round Cable Stripper No. 13	8 - 13		44	

Multi-purpose Strippers

Multi-purpose Strippers	Ø mm	AWG	Weight (g)	
Stripper No. 30 	4 - 10		60	
Multi-Stripper No. 400 	8 - 13	20 - 10 (0.5 - 16 mm ²)	79	

Wire Strippers

Wire Strippers	Round cable	AWG	Weight (g)	
Wire Stripper No. 5 		24 - 10 (0.2 - 6 mm ²)	107	
Wire Stripper No. 7 Magic 	flexible	20 - 6 (0.5 - 16 mm ²)	217	
	solid	20 - 8 (0.5 - 10 mm ²)		

Industrial Plug&Socket



16A

Voltage composition	Plug	Socket			Angled Socket	Straight Socket	Box Socket	
220V 2P+E IP44	 404001	 404010	 404014K	 404005		 404012		
220V 2P+E IP44	 406101V		 406401V		 406501V	 406502V	 406602V	 406678V
220V 2P+E IP67	 406102V		 406402V		 406503V	 406504V	 406603V	 406684V
380V 3P+E IP44	 406103V		 406403V		 406505V	 406506V		 406605V
380V 3P+E IP67	 406104V		 406404V		 406507V	 406508V	 406606V	 406685V
380V 3P+N+E IP44	 406105V		 406405V		 406509V	 406510V		 406607V
380V 3P+N+E IP67	 406106V		 406406V		 406511V	 406512V		 406609V

Industrial Plug&Socket



32A



Voltage composition	Plug	Socket	Angled Socket	Straight Socket	Box Socket
220V 2P+E IP44	 406107V	 406407V	 406513V	 406514V	 406611V
220V 2P+E IP67	 406108V	 406408V	 406515V	 406516V	
380V 3P+E IP44	 406109V	 406409V	 406517V	 406518V	 406614V
380V 3P+E IP67	 406110V	 406410V	 406519V	 406520V	 406688V
380V 3P+N+E IP44	 406111V	 406411V	 406521V	 406522V	 406616 406683V
380V 3P+N+E IP67	 406112V	 406412V	 406523V	 406524V	 406618V



Industrial Plug&Socket



63A

Voltage composition	Plug	Socket	Angled Socket	Straight Socket	Box Socket
220V 2P+E IP44	 406113	 406413	 406525	 406526	
220V 2P+E IP67	 406114	 406414	 406527	 406528	
380V 3P+E IP44	 406115	 406415	 406529	 406530	 406628
380V 3P+E IP67	 406116	 406416	 406531	 406532	 406622
380V 3P+N+E IP44	 406117	 406417	 406533	 406534	 406623
380V 3P+N+E IP67	 406118	 406418	 406535	 406536	 406624

125A

Voltage composition	Plug	Socket	Angled Socket	Straight Socket	
380V 3P+E IP67	 406119	 406419	 406537	 406538	
380V 3P+N+E IP67	 406120	 406420			

Square Multipolar Connector



Composition	INSERTS		HOODS & HOUSINGS					
	FEMALE	MALE						
3P+E X 10A	 29008	 29009	 29013S	 29014S	 29015S	 29017	 29018S	 29019
4P+E X 10A	 29010	 29011	 29013S	 29014S	 29015S	 29017	 29018S	 29019
6 X 16A	 29120	 29121	 29130S	 29131	 29132S	 29133S	 29135	 29140S
6 X 35A	 29124	 29125	 29042S	 29043	 29050S	 29155	 29160S	 29056S
10 X 16A	 29020	 29021	 29040S	 29041	 29049S	 29145	 29150S	 29055S
16 X 16A	 29022	 29023	 29042S	 29043	 29050S	 29155	 29160S	 29056S
24 X 16A	 29024	 29025	 29044S	 29045	 29051S	 29165	 29059S	
32 X 16A	 29022 - 2ea	 29023 - 2ea	 29060	 29061	 29046S			

Battery Modular Connectors



10~30 Amp Series



75 Amp Series



50~350 Amp Series [2P]

AMP Series	Housings	Contacts	Current Rating
10 ~ 30 Amp Series	BMC 1S	BMC 1AG	15
		BMC 2AG	30
75 Amp Series	BMC 1M	BMC 5AG	50
		BMC 8AG	60
		BMC 14AG	75

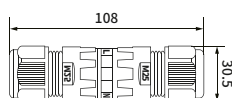
※ Rated voltage 600V

AMP Series	Housings	Contacts	Current Rating
50 Amp Series	BMC 2S	BMC 5AG	35
		BMC 8AG	45
		BMC 14AG	50
120 Amp Series	BMC 2MS	BMC MS14AG	80
		BMC MS22AG	100
		BMC MS38AG	120
175 Amp Series	BMC 2M	BMC 22AG	125
		BMC 38AG	150
		BMC 60AG	175
350 Amp Series	BMC 2L	BMC 150AG	350

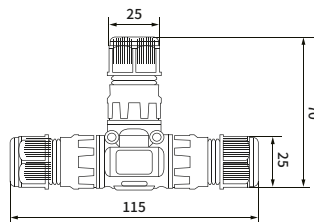
Waterproof Connector



HF-P20



HF-P25



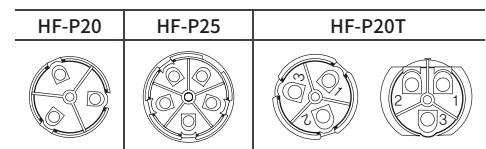
HF-P20T

Product Specifications

Operating Temperature : -40°C ~ 105°C

IP Rating : IP68

Materials : housing [nylon PA66/PA6 V-0]
terminal [Bronze alloy (Bronze + Silver)]



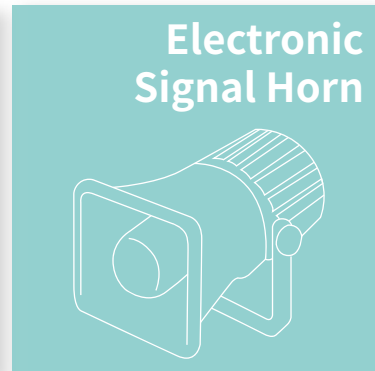
Front View

Model	Pin	Voltage	Current	Wire	External Cable
HF-P20	2/3pin	450V	24A	0.5 - 2.5mm ³	5~9mm
HF-P25	4/5pin				10~14mm
HF-P20T	2/3pin				5~9mm

I LOOKS

I LOOKS is producing and selling a range of models from small Warning Light to Signal Tower Light with thorough quality management, and its Electronic Horn furnished with various timbres and clear tunes boast one of the best volumes and sound quality in Korea.

Technical information	P. 41
Signal Tower Light	P. 45
Tower Light	P. 55
Warning Light	P. 56
Signal Horn	P. 67
Heavy Duty Industrial Warning Light	P. 72
Heavy Duty Warning Light & Electric Horn Combination	P. 76
LED Warning Light & Electric Horn Combination	P. 81
Machine Light / Working Light / LED Light	P. 84



Contact us

3 Saebyeoksijang-ro 57beon-gil,
Sasang-gu, Busan, Republic of Korea

I LOOKS

+82 - 51 - 715 - 7511

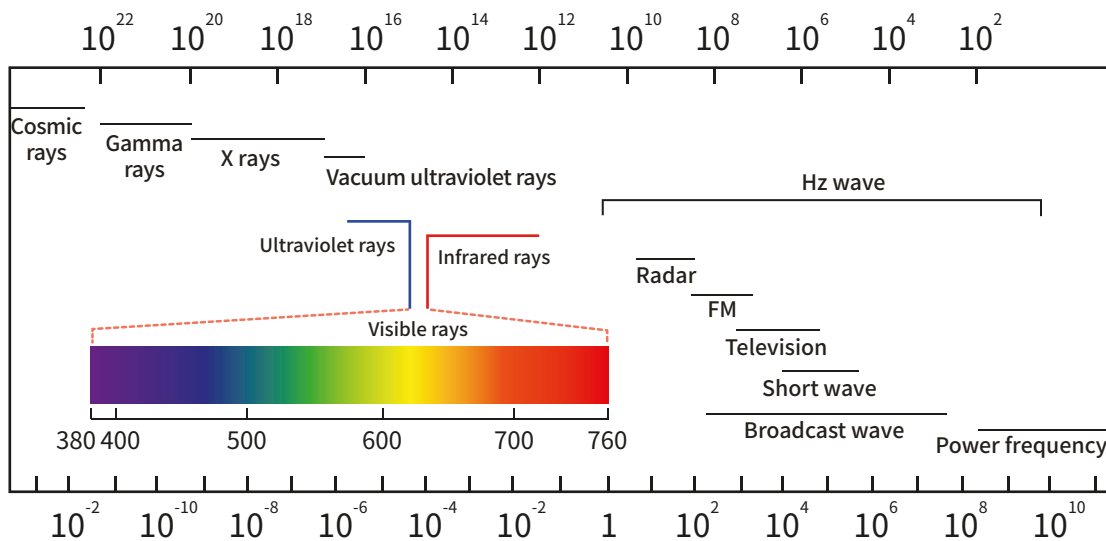
+82 - 51 - 326 - 7221

aurora@segibiz.co.kr

TECHNICAL INFORMATION

Light & Color

Light and colors are a part of electromagnetic waves, and are converted to physiological energy by the eyes to be perceived by the brain. Humans can only perceive a small range of about 380~760 [nm] electromagnetic waves as light, but express different sensitivities depending on the sense of light and the wavelength. That is, humans can keenly perceive color changes based on the difference in wavelength: red for long wavelength while blue for short wavelength. This color sense is a sensual change related to brightness, which is why yellow makes us feel bright while blue makes us feel dark. This brightness spectrum, even when it has uniform energy, makes our eyes feel a different sensitivity depending on the wave strength. That is, 555 [nm] of light makes us feel the brightest light, while a longer or shorter wavelength than this gradually reduces the sense of brightness.



Spectrum of electromagnetic radiation

Term Definition

Light velocity

Light velocity means light that is visible to the human eyes. Its wavelength is about 380~760nm, and its unit is 'lumen' (lm), which represents the amount of light passed in unit time and is indicated with "F".

Luminosity

This refers to the amount of luminous flux per unit solid angle radiating from the light source. The unit of luminosity is Candela (cd), and the indication symbol is "l".

Illumination

This refers to the brightness of a surface illuminated by a light source. The unit is lux (lx) and the indication symbol is "E".

Luminance

This represents luminosity per unit area on the appearance of an object observed. The unit used to express it is stilb (sb) or nit (nt).

Light Source Type



Incandescent bulb

Incandescent bulbs are referred to simply as bulbs or incandescent lamps. An incandescent bulb changes electricity to thermal energy, and uses the light radiated from the thermal energy as lighting. Its basic operating principle is to send current to a luminous body called a filament, which is tungsten wire wound in dual coil shape with 3,400 degree of high contact point, and generate joule (J) heat. Incandescent bulbs are cheap, easy to handle, and enable immediate lighting without the need for special equipment. Also, its point light source is so small that any lighting tool can be combined and the color rendition is good. However, the lifespan is as short as 1,000~2,000 hours, and the efficiency is as bad, at 15~20m/W.




LED

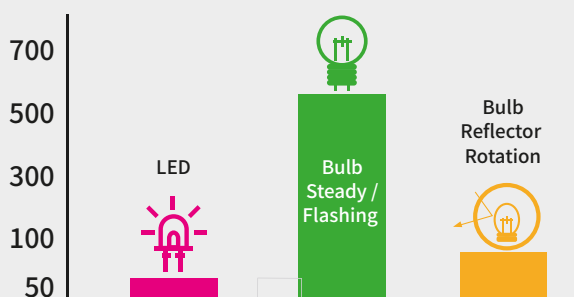
This stands for "Light Emitting Diode." It is a light emitting semiconductor where direct current (DC) is flowing. It is an element that changes electrical signals to light signals. LEDs emit different colors depending on the material of the semiconductor, and they are small compared to bulbs, fluorescent lights, and neon tubes. It uses low voltage (DC5V), has very low power consumption (25mW), low heat generation and a semi-permanent service life (longer then 50,000 hrs). In addition, various luminous colors are available (Red, Green, Yellow, White, Blue, etc.).

Comparison graphs for lifespan, brightness, and economic feasibility by the types of light sources

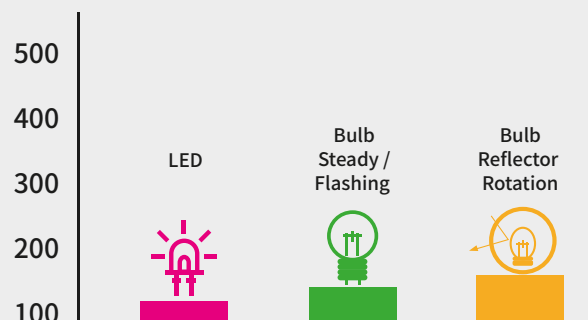
Comparison diagram when the maximum properties (lifespan, brightness, and economic feasibility) of indicating lamps set as 1000, 500, and 700, respectively.



Economic Feasibility



Brightness



Nature of Sound

Sound wave

- Sound: Changes of air density or pressure – that is, the wave of condensation and rarefaction of air particles
- Sound pressure: Changes in sound pressure, and the unit is bar. Minimum sound pressure we can here is 0.0002 μ bar.
- Sound Pressure L (SPL)
- Sound Velocity

3 Elements of Sound

Sound Intensity: Sound volume related to loudness and sound pressure

Sound pitch: Tune, the rise and fall of sound related to sound frequency

Timbre: Related to wave pattern representing a sound

Intensity of Sound

Sound intensity refers to the sensory quality of sound in our ears. The nature of human ears means that we perceive a different level of sound pressure if the frequency changes.

Listen to the sensory quality of a sound based on frequency f (Hz) by comparing to 1000Hz of pure sound as a reference sound, and increase the sound pressure of the reference sound until the sound intensities of two sounds are identical. At this time, the sensory quality of that 1000Hz sound is the loudness level of the sound, and the unit is expressed as phon (ph).

Frequencies near to 3Hz can be heard the most easily by human ears; sounds that are lower or higher than this frequency are harder to hear. Also, frequency properties of 100ph sound are relatively even.

Reverberation

When we listen sounds from audio systems or music instruments, we are listening both to the source of the sound and to the indirect sounds reflected from the wall or ceiling. This means that even when sounds from the original source stop, the reduced indirect sounds still remain, because the indirect sounds arrive slightly later than the direct sounds. This phenomenon is called reverberation.

Electronic Signal Horn

Output Sound Pressure Level & Sensitivity

Speaker sensitivity is a ratio indicating how much of the electrical input applied to a speaker is radiated in the form of acoustic energy. Usually, it is expressed as sound pressure or output sound pressure level created in a specific distance point located at the frontal axis of the speaker, when single input is applied to the speaker. Output sound pressure level of a speaker means the average of sound pressure level created 1m away from the frontal axis of the speaker by applying 1W of input voltage to the speaker within a defined frequency range.

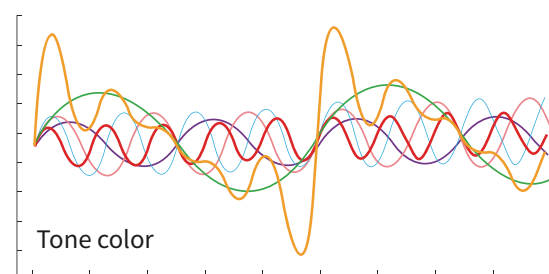
Sound pressure















Sound refers to the changes of air density or pressure – that is, the wave of condensation and rarefaction of air particles. Pressure becomes higher in places with high air density, while it becomes lower than even the air pressure in places of low density.

The human auditory sense receives impetus from subtle changes in the air pressure, and perceives a sound. A sound source is the origin of a sound; a pressure change in a sound source makes the sound smaller in reverse proportion to the distance. This small pressure change is called sound pressure, and is expressed using the same unit as air pressure (bar).











































































































































Audible Range

Sound intensities and frequencies audible to human ears are limited. In general, the hearing frequency range audible to the human ear is around 20~20000Hz, which is called audio frequency. Sound can be heard within a range of 0~125dB. A sound needs to be within a steady range to be heard. The lowest sound pressure level audible to the human ear is called the minimum audible limit, while the highest is called the maximum audible limit.



Icon Description			
Light Source	Operation	Sound	Option
 Incandescent bulb	 Steady type	 Maximum volume	 High luminance
 LED Lamp	 Flashing type	 Buzzer	 Magnet mounted
	 Revolving type	 Siren	 Protective net
	 Strobe	 Melody	
		 Voice	

Main Product (Signal Tower Light & Warning Light) Specifications

Tower Light	LED Signal Tower Light	AUT - L(LF) / AUTN -L(LF)	  	   	
	Ethernet Signal Tower Light	AUT - EN	 	  	
	Device Net Signal Tower Light	AUT - DN	 	 	
	USB Signal Tower Light	AUT - U	  	 	
	Connector type Signal Tower Light	AUT - CO	 	 	
	LED 40 Multi-Color Signal Tower Light	AUT / AUM - 40L/LF	  	 	
	Multi-Color LED Square Signal Tower Light	SG - 70ST5	  	 	
	Half-circle side mount LED signal tower light	AUS - L/LF	  	 	
Warning Light	Bulb Steady/ Flashing Warning Light	AUW - 80B / BF	  		
		AUW - 100B / BF	  		
	Bulb Revolving Warning Light	AUW - R100	 	   	
		AUW - R125	 	    	
		AUW - R125L	 	    	
		AUW - R150S	 		
		AUW - R180S	 		
	LED Warning Light	AUW - L60B / AUW - L60BF	  		
		AUW - L80	   	   	
		AUW - L100	   	   	
		AUW - L125	   	     	
		AUW - L125L	   	     	
		AUW - L150S	   		
	Caution LED strobe Light	AUW - CL100 / AUW - CL125	   	  	
		AUW - CL125L	   	  	

LED Signal Tower Light



※ Silver color available

		LED Signal Tower Light			
Type		AUT-L	AUT-LF	AUTN-L	AUTN-LF
Bulb	Steady	•		•	
	Flashing		•		•
Voltage		AC110V ~ AC220V DC12V / DC24V		AC110V ~ AC220V DC12V / DC24V	
Material		Lens - GPPS Body - ABS / Reflector - PC		Lens - Optical expansion PC Body - ABS / Reflector - PC	
Output		Power type / Contact type		Power type / Contact type	
Layers		1 - 5 layers		1 - 5 layers	
Dimensions (mm)	Outdia	Ø58		Ø58	
	Height	410 mm ~ 576 mm (mounted on SH20)		410 mm ~ 576 mm (mounted on SH20)	
	Depth	-		-	
Buzzer volume		Max. 85 dB		Max. 85 dB	
Color change by layer		Available		Available	
Mounting method		Horizontal(SH20,SH08,SH04) / Vertical(SV20,SV06) / Nut type(SN20,SN06) / Direct connection(G) / Direct vertical(DV) / Adjustable ngle(AP20,AP06)			
Customization		Buzzer / Melody / Pole length selection / Horizontal type + Magnet attachment			
Page		p.46	p.46	p.47	p.47

Ethernet / Device Net / USB LED / Connector / Ø40 Signal Design Tower Light



		Ethernet	Device Net	USB	Connector	LED Ø40
Type		AUT-EN	AUT-DN	AUT-U	AUT-CO	AUT-40
Bulb	Steady		•	•	•	•
	Flashing	•		•		•
Voltage		AC110V ~ 220V / DC24V	DC24V	DC5V	DC12V ~ 24V	DC24V
Material		Lens - GPPS Body - ABS / Reflector - PC	Lens - GPPS Body - ABS / Reflector - PC	Lens - GPPS Body - ABS / Reflector - PC	Lens - GPPS Body - ABS / Reflector - PC	Lens - PC Body - PC
Layers		1~4 layers	1~5 layers	1~5 layers	1~5 layers	3,5 layers
Dimensions (mm)	Outdia	Ø58	Ø58	Ø58	Ø58	Ø40
	Height	410mm ~ 534,5mm*	210,5mm ~ 376,5mm*	410mm ~ 576mm*	305mm ~ 467mm*	270mm / 330mm*
	Depth	-	-	-	-	-
Buzzer volume		Max. 85dB	Max. 90dB	Max. 85dB	Max. 90dB	Max. 90dB
Color change by layer		Available	Available	Available	Available	Unavailable
Mounting method		Horizontal (SH20,SH08,SH04) Vertical (SV20,SV06) Nut type(SN20,SN06) Direct (G) / Direct vertical (DV) Adjustable angle (AP20,AP06)	Exclusive bracket	Horizontal (SH20,SH08,SH04) Vertical (SV20,SV06) Nut type(SN20,SN06) Direct (G) / Direct vertical (DV) Adjustable angle (AP20,AP06)	Vertical (SV06)	Exclusive bracket Direct (G)
Timbre		1 buzzer, 3 siren sounds	Buzzer	Buzzer	Buzzer	Buzzer
Page		p.49	p.50	p.51	p.52	p.53

* SH20 Standard type



AUT - L / LF Series

LED Steady / Flashing Signal Tower Light



AUT- L / AUT- LF



External volume adjustment

- LED Steady / Flashing type Signal Tower Light
- Excellent radiant effect achieved using special vacuum metallizing reflector together with high luminance LED
- Operators can change color of each layer
- Color combinations other than standard
- Built-in 8 melodies and notification sounds (basic 4 notes)
- Volume can be adjusted from the outside (Max. 85dB)
- Mounting pole (length, type) are selectable (default SH20)
- Magnet mounted type is available for horizontal pole (SH)
- External diameter : Ø58
- Material : Lens [GPPS], Body [ABS], Reflector [PC], Pole [Al]
- Operating Temperature : -25 ~ 50°C (freezing free)
- ※ Default wire length : 1m
- ※ Use contact-type products when extending more than 10m cable



AUT-L / LF

LED Steady/Flashing Signal Tower Light

Type	L	Voltage	Current		Weight	Color						
			LED	Audible Options								
AUT-L Steady type	1	AC110~220	12.5mA	15mA (AC)	348g (AC)	● Red(R)						
		DC12V DC24V	40mA 50mA		312g (DC)							
	2	AC110~220	25mA		385g (AC)	● Red(R) ● Green(G)						
		DC12V DC24V	80mA 100mA		349g (DC)							
	3	AC110~220	37mA		210mA (DC12V)	422g (AC)	● Red(R) ● Yellow(Y) ● Green(G)					
		DC12V DC24V	110mA 135mA			386g (DC)						
	4	AC110~220	49mA			170mA (DC24V)	459g (AC)	● Red(R) ● Yellow(Y) ● Green(G) ● Blue(B)				
		DC12V DC24V	140mA 170mA				423g (DC)					
	5	AC110~220	61mA				170mA (DC24V)	496g (AC)	● Red(R) ● Yellow(Y) ● Green(G) ● Blue(B) ○ White(W)			
		DC12V DC24V	170mA 205mA					460g (DC)				
	AUT-LF Flashing type	1	AC110~220					13mA	15mA (AC)	388g (AC)	● Red(R)	
			DC12V DC24V					65mA 65mA		332g (DC)		
		2	AC110~220					26mA		210mA (DC12V)	425g (AC)	● Red(R) ● Green(G)
			DC12V DC24V					130mA 130mA			369g (DC)	
		3	AC110~220					38.5mA			170mA (DC24V)	462g (AC)
DC12V DC24V			180mA 185mA	406g (DC)								
4		AC110~220	51mA	170mA (DC24V)				499g (AC)				● Red(R) ● Yellow(Y) ● Green(G) ● Blue(B)
		DC12V DC24V	230mA 240mA					443g (DC)				
5		AC110~220	63.5mA					170mA (DC24V)				536g (AC)
		DC12V DC24V	280mA 295mA		480g (DC)							

User Order Specifications

Warning sound	Audible Options	CH	Tone
AM Melody	4 sounds	1	Fur Elise
		2	Home Sweet Home
		3	The Magic Flute
		4	Piano Sonatas
AA Alarm	4 sounds	1	Beep ~ beep ~ beep
		2	Ding Dong
		3	Beep-ee
		4	Beep beep beep beep



AUTN - L / LF Series

LED Steady / Flashing Signal Tower Light



AUTN-L / AUTN-LF



Using PC Light Diffusion Lens

Product Features

- Using PC light diffusion lenses, light is subtle and luxurious.
- User Order Specifications Same as AUT-L / LF Series.

- LED Steady / Flashing type Signal Tower Light
- Excellent radiant effect achieved using special vacuum metallizing
- Operators can change color of each layer
- Apart from the standard buzzer, 8 different melodies can be installed
- For melody / Alarm type, different sounds can be applied to each of up to 4 layers
- Volume can be adjusted from the outside (Max. 85dB)
- Mounting pole (length, type) are selectable (default SH20)
- External diameter : Ø58
- Material : Lens [GPPS], Body [ABS], Reflector [PC], Pole [Al]
- Operating Temperature : -25 ~ 50°C (freezing free)
- ※ Default wire length : 1m
- ※ Use contact-type products when extending more than 10m cable



AUTN-L / LF

LED Steady/Flashing White Signal Tower Light

Type	L	Voltage	Current		Weight	Color	
			LED	Audible Options			
AUTN-L	1	AC110~220	12.5mA	15mA (AC)	348g (AC)	● Red(R)	
		DC12V DC24V	40mA 50mA		312g (DC)		
	2	AC110~220	25mA	210mA (DC12V)	385g (AC)	● Red(R) ● Green(G)	
		DC12V DC24V	80mA 100mA		349g (DC)		
	3	AC110~220	37mA	170mA (DC24V)	422g (AC)	● Red(R) ● Yellow(Y) ● Green(G)	
		DC12V DC24V	110mA 135mA		386g (DC)		
	4	AC110~220	49mA	15mA (AC)	459g (AC)	● Red(R) ● Yellow(Y) ● Green(G) ● Blue(B)	
		DC12V DC24V	140mA 170mA		423g (DC)		
	5	AC110~220	61mA	210mA (DC12V)	496g (AC)	● Red(R) ● Yellow(Y) ● Green(G) ● Blue(B) ○ White(W)	
		DC12V DC24V	170mA 205mA		460g (DC)		
	AUTN-LF	1	AC110~220	13mA	15mA (AC)	388g (AC)	● Red(R)
			DC12V DC24V	65mA 65mA		332g (DC)	
2		AC110~220	26mA	210mA (DC12V)	425g (AC)	● Red(R) ● Green(G)	
		DC12V DC24V	130mA 130mA		369g (DC)		
3		AC110~220	38.5mA	170mA (DC24V)	462g (AC)	● Red(R) ● Yellow(Y) ● Green(G)	
		DC12V DC24V	180mA 185mA		406g (DC)		
4		AC110~220	51mA	15mA (AC)	499g (AC)	● Red(R) ● Yellow(Y) ● Green(G) ● Blue(B)	
		DC12V DC24V	230mA 240mA		443g (DC)		
5		AC110~220	63.5mA	210mA (DC12V)	536g (AC)	● Red(R) ● Yellow(Y) ● Green(G) ● Blue(B) ○ White(W)	
		DC12V DC24V	280mA 295mA		480g (DC)		



Nomenclature

① Series	② Type	③ Layers	④ Audible Option	⑤ Voltage	⑥ Mounting accessories
AUT	L : Steady type	1 : 1 layer 2 : 2 layer	No mark : None AM : Melody	110/220 : AC110V ~ 220V 12 : DC12V	SH20 : Horizontal 200mm SH08 : Horizontal 80mm SH04 : Horizontal 40mm SV20 : Vertical 200mm SV06 : Vertical 60mm SN20 : Nut type 200mm SN06 : Nut type 60mm G : Direct connection DV : Direct vertical AP20 : Adjustable angle 200mm AP06 : Adjustable angle 60mm
AUTN	LF : Flashing type	3 : 3 layer 4 : 4 layer 5 : 5 layer	AA : Alarm	24 : DC24V	

Technical Diagram & Wiring Instructions

Technical Diagram
[Unit : mm]

<p>Power type (AC/DC)</p>	<p>Contact type (AC/DC)</p>
<p>Power type AC/DC (M : Melody / A : Alarm)</p>	<p>Contact type AC/DC (M : Melody / A : Alarm)</p>

Mounting accessories

수평형 SH	수직형 SV	너트형 SN	직부형 G	직부수직형 DV	각도조절형 AP

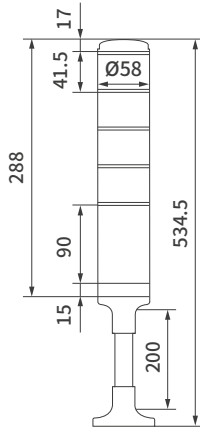


AUT- EN Series

- A Signal Tower controlled by connecting internet or LAN
- Control with computer web browser or applications
- Can be used for remote control
- Separate utility provided to set IP address, subnet mask, and gateway
- Maximum 4 layers of LED flashing type
- 4 basic sounds (1 buzzer, 3 siren sounds) are provided
- Selectable mounting pole (length, type) (default SH20)
- Magnet mount available when horizontal pole (SH) is ordered as a user additional option
- Outdia : Ø58 / Default LAN length : 3m / Max. 85dB
- Material : Lens [GPPS], Body [ABS], Reflector [PC], Pole [Al]
- Operating Temperature : -25 ~ 50°C (freezing free)

Technical Diagram

[Unit : mm]



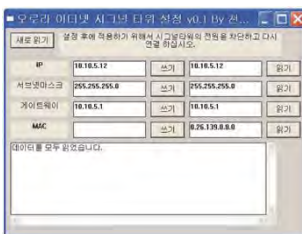
AUT-EN

Ø58 Ethernet Signal Tower Light

Type	Layers	Voltage	Weight	Audible Options	Color
AUT-EN Ether Net	1	AC110~220V	505g	1 buzzer sounds	Red(R)
		DC24V	414g		Red(R)
	2	AC110~220V	542g	alarm	Red(R)
		DC24V	451g		Green(G)
	3	AC110~220V	579g	3 siren sounds	Red(R)
		DC24V	488g		Yellow(Y)
	4	AC110~220V	616g	Urgent Emergency	Red(R)
		DC24V	525g		Yellow(Y)
				Green(G)	
				Blue(B)	

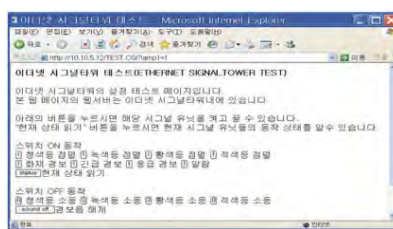
How to Use & Connecting Diagram

Setup tool



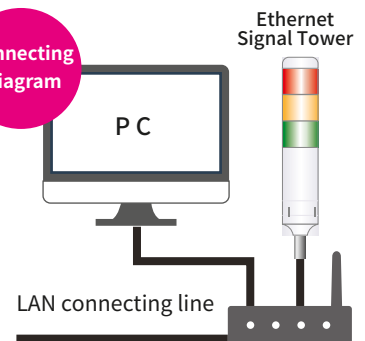
- It sets IPs, subnet masks, and gateways for signal towers.

Webpage screen for testing



- A Signal Tower contains web server and web page, and the operation can be tested with web browser.

Connecting diagram



Nomenclature

AUT - EN

①

Layers

②

Voltage

③

Mounting accessories

**Ethernet
Signal Tower Light**

1 : 1 Layer
2 : 2 Layers
3 : 3 Layers
4 : 4 Layers
5 : 5 Layers

110/220 : AC110V ~ 220V
24 : DC24V

SH20 : Horizontal 200mm
SH08 : Horizontal 80mm
SH04 : Horizontal 40mm
SV20 : Vertical 200mm
SV06 : Vertical 60mm

SN20 : Nut type 200mm
SN06 : Nut type 60mm
G : Direct connection
DV : Direct vertical
AP20 : Adjustable angle 200mm
AP06 : Adjustable angle 60mm



AUT - DN Series

Ø58 Device Net Signal Tower Light



AUT- DN Series

- Signal Tower Light only for Device Net
- Direct connection to network without separated I/O terminal for device net
- Convenient to install and easy to maintain due to the smaller installation space and reduced wires
- Controlled by PLC device net master
- Set the address (MAC ID) and communication speed with built in DIP switch
- Supports all communication speeds (125kbps, 250kbps, 500kbps) in device net, and also supports automatic speed setting for convenient use
- External diameter : Ø58 / Max. 90dB
- Material : Lens [GPPS], Body [ABS], Reflector [PC]
- Operating Temperature : -25 ~ 50°C (freezing free)

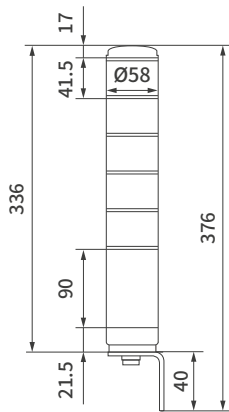


AUT- DN

Ø58 Device Net Signal Tower Light

Technical Diagram

[Unit : mm]



Type	Layers	Voltage	Height	Weight	Color
AUT-DN	1	DC24V	210.5mm	368g	● Red(R)
	2		252mm	405g	● Red(R) ● Green(G)
	3		293.5mm	442g	● Red(R) ● Yellow(Y) ● Green(G)
	4		335mm	479g	● Red(R) ● Green(G) ● Yellow(Y) ● Blue(B)
	5		376.5mm	516g	● Red(R) ● Blue(B) ● Yellow(Y) ○ White(W) ● Green(G)

Features

- Built-in buzzer, Steady type and DC24V by default
- Color moving by layer is possible
- Buzzer function provided in addition to up to 5 colors of LED unit per Signal Tower.
- Mount using the exclusive bracket

Nomenclature

AUT - DN -
Device Net
Signal Tower Light



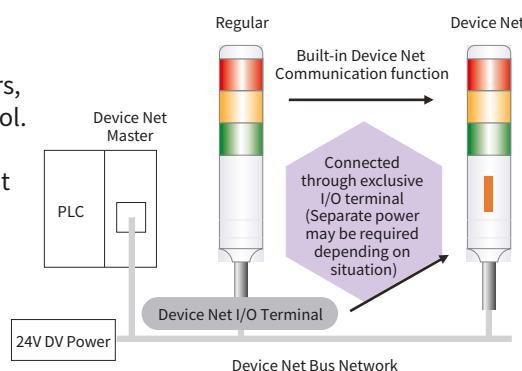
Layers

① Layers

- 1 : 1 Layer
- 2 : 2 Layers
- 3 : 3 Layers
- 4 : 4 Layers
- 5 : 5 Layers

? What is Device Net?

- Device net is a field bus for easy access among control devices such as PLC, PC, sensor, and actuator. Saves wiring cost, reduces the potential for wiring errors, is easy to maintain, and can be used for real-time control. It is CAN-based and strong on noise. As it allows mutual access among devices from different vendors, it enables more economical system establishment. Can remove a connected device from the network without stopping the whole network. An open style field that is used for a wide range of purposes.



Advantages of Device Net Signal tower

- Direct connection to network with built-in device net communication function (power line and signal line are integrated into single cable)
 - Saved space
 - Reduced wiring
- Convenient installation & maintenance



AUT- U Series

- Signal Tower connected to USB port and controlled by programs on PC
- All signals and power are supplied together through a single USB cable (voltage DC5V)
- Can be used on a host that support USB 1.1 or higher
- Can be utilized for a range of purposes as a regular PC accessory
- Basic buzzer is embedded along with up to 5 layers and 5 colors of LED unit per a Signal Tower depending on the model
- Selectable mounting pole (length, type) (default SH20)
- Magnet mounted type is available with the optional horizontal pole (SH)
- External diameter : Ø58 / Default LAN length : 3m / Max. 85dB
- Material : Lens [GPPS], Body [ABS], Reflector [PC], Pole [Al]
- Operating Temperature : -25 ~ 50°C (freezing free)

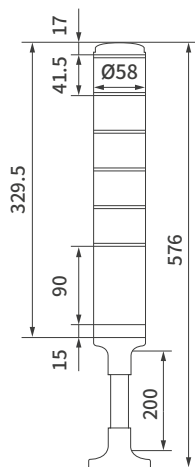


AUT- U

USB Signal Tower Light

Technical Diagram

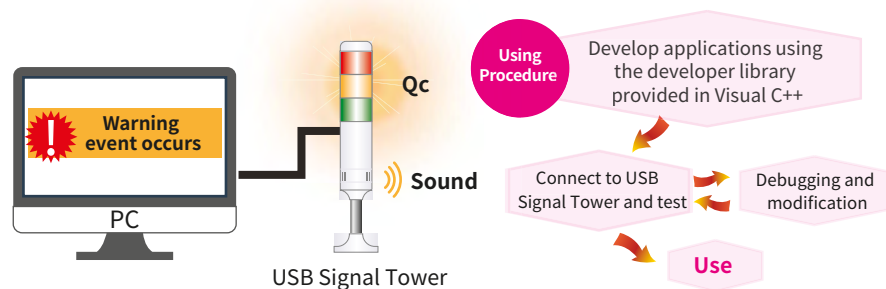
[Unit : mm]



Type	Layers	Voltage	Height	Weight	Color
AUT-U	1	DC5V	410mm	380g	● Red(R)
	2		451.5mm	419g	● Red(R) ● Green(G)
	3		493mm	458g	● Red(R) ● Yellow(Y) ● Green(G)
	4		534.5mm	497g	● Red(R) ● Green(G) ● Yellow(Y) ● Blue(B)
	5		576mm	536g	● Red(R) ● Blue(B) ● Yellow(Y) ○ White(W) ● Green(G)

Use

- To inform of computer process status
- To provide warning signals to many people at a long distance without passing through a monitor
- For any warning message displayed on a computer



Nomenclature

AUT - U

①

Layers

②

Mounting accessories

USB Signal Tower Light

- 1 : 1 Layer
- 2 : 2 Layers
- 3 : 3 Layers
- 4 : 4 Layers
- 5 : 5 Layers

- SH20 : Horizontal 200mm
- SH08 : Horizontal 80mm
- SH04 : Horizontal 40mm
- SV20 : Vertical 200mm
- SV06 : Vertical 60mm

- SN20 : Nut type 200mm
- SN06 : Nut type 60mm
- G : Direct connection
- DV : Direct vertical
- AP20 : Adjustable angle 200mm
- AP06 : Adjustable angle 60mm



AUT - CO Series

Connector Type Signal Tower Light



AUT- CO Series

- Connector Type Signal Tower Light
- 1 basic sounds (buzzer) are provided
- DC voltage models , available from DC12 to 24V
- Maximum 5 layers of LED Steady type
- Mounting accessories SV06 pole Available exclusively
- External diameter : Ø58 / Max. 90dB
- Cable : M12 4PIN Cable (Male) / Cable length : 350mm
- The number of Cable : 1L: 1EA / 2L: 2EA / 3L: 2EA / 4L: 3EA / 5L: 3EA
- Material : Lens [GPPS], Body [ABS], Reflector [PC], Pole [Al]
- Operating Temperature : -25 ~ 50°C (freezing free)



Mount using the SV06 pole only



M12 4PIN Cable (Male)



AUT- CO

Connector Type Signal Tower Light

TYPE	Layer	Voltage	LED Current	Buzzer Current	Height	Weight	Color
AUT-CO	1	DC 12V ~ DC 24V	77 mA	37 mA	305 mm	390 g	(1L) ● Red (R)
	2		143 mA		348 mm	469 g	(1L) ● Red (R) (2L) ● Green (G)
	3		220 mA		381 mm	504 g	(1L) ● Red (R) (2L) ● Yellow (Y) (3L) ● Green (G)
	4		296 mA		424 mm	582g	(1L) ● Red (R) (3L) ● Green (G) (2L) ● Yellow (Y) (4L) ● Blue (B)
	5		352 mA		467 mm	622 g	(1L) ● Red (R) (4L) ● Blue (B) (2L) ● Yellow (Y) (5L) ○ White (W) (3L) ● Green (G)

Product Specifications

- Built-in buzzer & Steady type by default
- Voltage DC12 ~ 24V Only
- Buzzer function provided in addition to up to 5 colors of LED unit per Signal Tower
- Mount using the SV06 pole only
- With M12 PIN Cable

Nomenclature

AUT - CO -



Layers

Connector Type
Signal Tower Light

- 1 : 1 Layer
- 2 : 2 Layer
- 3 : 3 Layer
- 4 : 4 Layer
- 5 : 5 Layer



AUT - 40L / LF Series

Ø40 LED Steady / Flashing Signal Design Tower Light



AUT- 40 Series

- LED Steady / Flashing signal tower Light
- High brightness LEDs are placed in all four directions and transparent PC cover is used for excellent divergence
- This can be wired with transistor(PNP Type), so it can be used in PLC, etc
- 5 body color options (Black, Yellow, Ivory, Orange and Silver)
- Wiring cable withdrawal type, individual color cannot be changed
- External diameter : Ø40 / Max. 90dB
- Installation bolt : 4mm, Direct connection
- Material : Lens [PC], Body [PC]
- Operating temperature : -25 ~ 50°C (freezing free)



AUT- 40

Type	Layer	Voltage	Height	Weight	Color
AUT-40-3	3	DC24V	260mm	195 g	(1 Layer) ● Red (2 Layer) ● Yellow (3 Layer) ● Green
AUT-40-5	5		330mm	230 g	(1 Layer) ● Red (4 Layer) ● Blue (2 Layer) ● Yellow (5 Layer) ○ White (3 Layer) ● Green

Technical Diagram & Wiring Instructions

Technical Diagram [Unit: mm]		Steady / Flashing / Alarm
3 Laers	5 Laers	

Nomenclature

AUT - 40 -	①	-	②	-	③	-	④
	Type		Layers		Audible Option		Voltage
Ø40 Signal Design Tower Light	L : Steady type LF : Flashing type		3 : 3 Layers 5 : 5 Layers		AA : Alarm		24 : DC24V



70ST5 Series

Multi-Color LED Square Signal Tower Light



- An economic model that transmits five color signals to the first stage of the square tower light
- High-brightness LED light source for excellent visibility in dark places
- Aluminum square profile makes the appearance beautiful
- Color and buzzer indicating the condition or danger of the machine
- LED color : Red , Yellow , Green, Blue, White
- Rated voltage : AC110~220V / DC24V
- Power consumption : 16W
- Indicating operation : Steady / Flashing
- Sound : buzzer sound < intermittent or continuous sound / volume 1m Max. 90dB at 1m
- Material : Body [Al] / Bracket [ABS] / Lens [PC] / Pole [Al]
- Operating Temperature : -20 ~ 70°C (freezing free)
- *Nut Type Size : 70 X 70 X 332(mm)



SG-70ST5

Size (W X L X H)	Mounting Size	Mounting hole
70mm X 70mm X 283mm	60.8mm X 60.8mm	Ø 4.5

Technical Diagram & Wiring Instructions

Technical Diagram	AC Wiring Instructions	DC Wiring Instructions
<p>[Unit : mm]</p>		
		※ No DC polarity

Nomenclature

SG - **70** **ST** **5** - **220A** **OF**

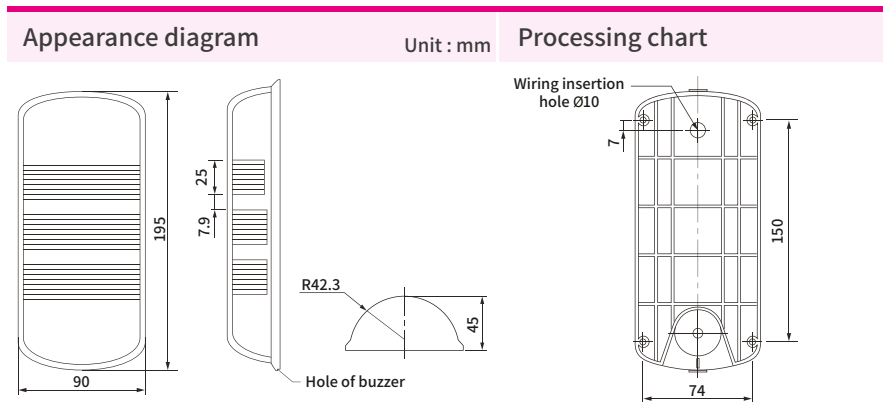
① ② ③ ④ ⑤

- | | | | | |
|----------------|----------------|-------------------------|---------------------|------------------------------|
| ① Product size | ② Product name | ③ LED color | ④ Voltage | ⑤ Type |
| 70 X 70mm | Signal Tower | 5 Color (R, Y, G, B, W) | AC110~220V
DC24V | ON : Steady
OF : Flashing |





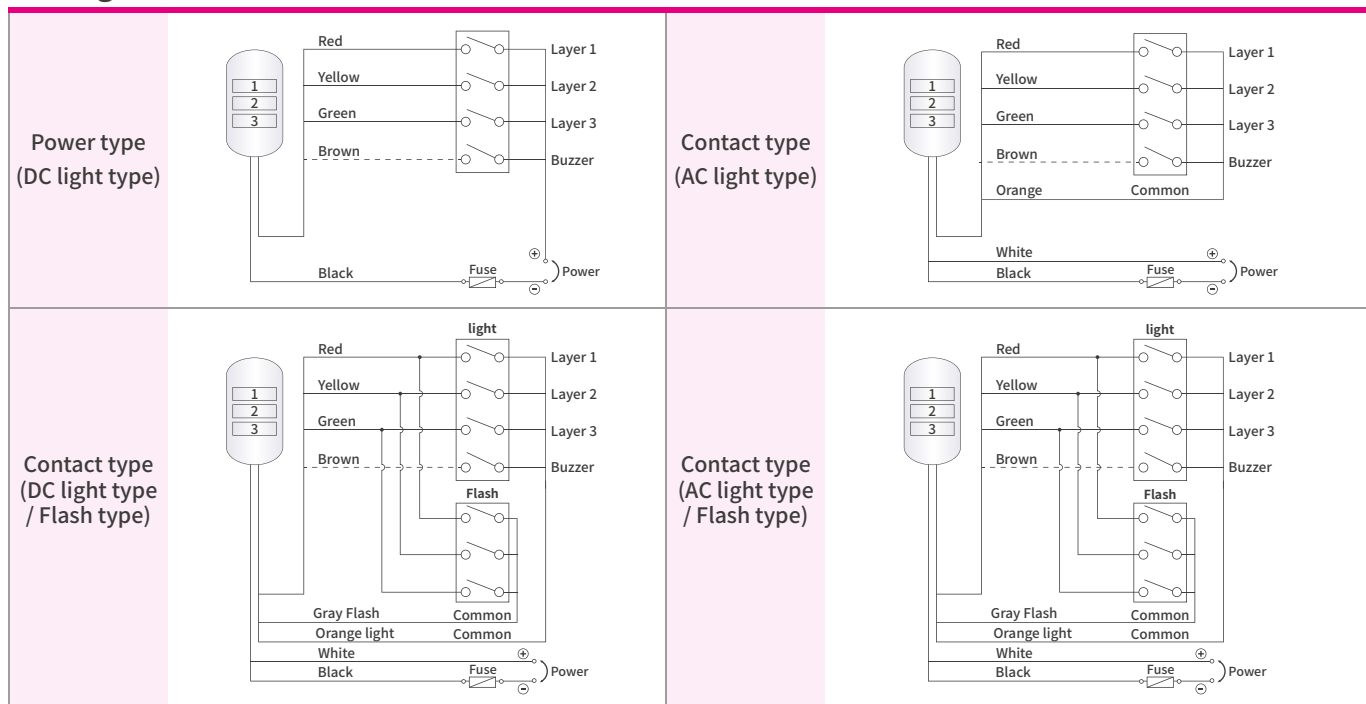
- ⊙ Semicircular wall attachment with small protrusions to minimize damage with slim protrusions
- ⊙ Clear color with internal transparent lens and external colored diffusion lens
- ⊙ IP55 structure allows outdoor use
- ⊙ Installation of buzzer holes facing down
- ⊙ There are two types of the main body, silver or regular ivory
- ⊙ Two-tone buzzer: long (beep-beep-beep-beep-beep-beep-) / Max. 85dB
- ⊙ Material : Grobe [PC] , Lens [PC] , Body [ABS]
- ⊙ Operating Temperature : -20 ~ 50°C (freezing free)



Nomenclature

AUS -	① Series	② Type	③ Layers	④ Audible Option	⑤ Voltage
Semicircular Side Mount LED Signal Tower Light	B : Beige S : Silver	L : Steady type LF : Steady/Flashing type	1 : RYG 2 : 2 layer 3 : 3 layer	No mark : None AB : Buzzer	110/220 : AC110~220V 12/24 : DC12~24V

Wiring Instructions



Bulb



Type		Steady / Flashing Warning Light		Revolving Warning Light			
Size		Small Size		Small Size	Standard Size		Large Size
Model		AUW-B/BF80	AUW-B/BF100	AUW-R100	AUW-R125	AUW-R125L	AUW-R150S
Voltage		AC110V / AC220V / DC12V / DC24V		AC110V / AC220V / DC12V / DC24V			
Material		Globe - GPPS / Body - ABS		Globe - GPPS / Body - ABS		Globe - GPPS / Body - SUS 304	
dimensions (mm)	Diameter	Ø83	Ø104	Ø104	Ø125	Ø125	Ø155
	Height	143	157	132	161	208	210
Volume		No buzzer		Max. 80dB	Max. 80dB	Max. 90dB	No buzzer
Customization				Magnet / 3 Notes	Magnet / 3 Notes		Double reflector (high luminance)
Page		p.57	p.57	p.59	p.59	p.60	p.60

LED



Type		Steady / Flashing Warning Light	Multiple Function LED Warning Light			
Size		Small Size	Small Size		Standard Size	
Model		AUW-L/LF60	AUW-L80	AUW-L100	AUW-L125	AUW-L125L
Voltage		AC110V / AC220V / DC12V / DC24V				
Material		Globe - GPPS / Body - ABS		Globe - PC / Body - ABS		Globe - GPPS Body - SUS 304
dimensions (mm)	Diameter	Ø66	Ø83	Ø103	Ø125	Ø125
	Height	119	143	132	161	208
Volume		No buzzer	Max. 80dB	Max. 80dB	Max. 80dB	Max. 90dB
Customization				Magnet type / 3 Notes	High luminance Magnet type 3 Notes	High luminance
Page		p.63	p.63	p.63	p.64	p.64

Caution LED



Type		Caution LED Warning Light		
Size		Small Size	Standard Size	
Model		AUW-CL100	AUW-CL125	AUW-CL125L
Voltage		AC110V - AC220V / DC12V / DC24V		
Material		Globe - GPPS (Flat type-PC) Body - ABS	Globe - PC / Body - ABS	
dimensions (mm)	Diameter	Ø103	Ø125	Ø125
	Height	157	161	208
Volume		Max. 80dB	Max. 80dB	Max. 80dB
Page		p.66	p.66	p.66

CAUTION LED Product Features

- ⊙ AB (minus 3 notes), AM (melody 3 notes), AS (Siren 3 notes)
- ⊙ Lighting / Flashing / Strobe selectable (Pinheader jumper)
- ⊙ AUW - CL 100 model with magnet Optional and vehicle cigar jack options available (DC12V only)
- ⊙ Appearance size is the same as AUW - L series



Nomenclature



AUW-B/BF80



AUW-B/BF100

AUW -

①

Type

②

Operation

③

Voltage

④

Color

Bulb
Steady/ Flashing

B : Steady

80 : Ø80

110 : AC110V

220 : AC220V

12 : DC12V

24 : DC24V

R : Red

Y : Yellow

G : Green

B : Blue

BF : Flashing

100 : Ø100

Bulb Small Steady / Flashing Warning Light

Common Specifications

- ⊙ A steady / flashing indicating lamp with a relatively simple inner structure that is easy to maintain
- ⊙ Can be used to indicate device malfunction, material supply & stop signals, and signal transmission in automated line
- ⊙ No buzzer functions
- ⊙ Material: Globe [GPPS], Body [ABS]
- ⊙ Operating Temperature: -25 ~ 50°C



AUW-80B / AUW-80BF

- ⊙ Ø80mm, small bulb Steady / Flashing Warning Light

Model	Voltage	Current	Bulb	Weight	Color
AUW-80B Steady type	AC110V	0.07(A)	110V 10W	200g	<ul style="list-style-type: none"> ● Red(R) ● Yellow(Y) ● Green(G) ● Blue(B)
	AC220V	0.05(A)	220V 10W	200g	
	DC12V	0.83(A)	12V 10W	200g	
	DC24V	0.47(A)	24V 10W	200g	
AUW-80BF Flashing type	AC110V	0.07(A)	110V 10W	209g	<ul style="list-style-type: none"> ● Red(R) ● Yellow(Y) ● Green(G) ● Blue(B)
	AC220V	0.06(A)	220V 10W	209g	
	DC12V	0.77(A)	12V 10W	209g	
	DC24V	0.48(A)	24V 10W	209g	



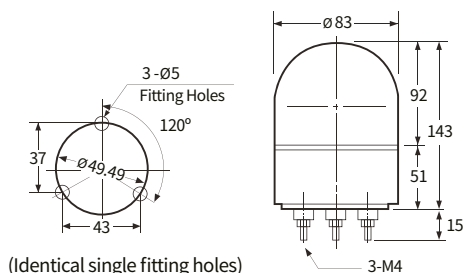
AUW-100B / AUW-100BF

- ⊙ Ø100mm, small bulb Steady / Flashing Warning Light

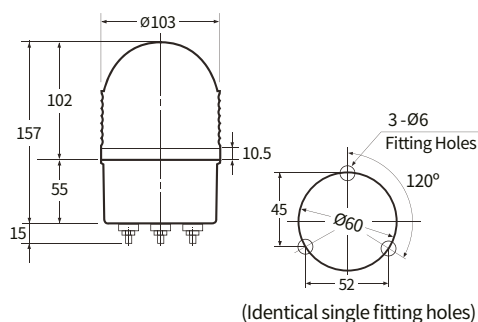
Model	Voltage	Current	Bulb	Weight	Color
AUW-100B Steady type	AC110V	0.06(A)	110V 10W	327g	<ul style="list-style-type: none"> ● Red(R) ● Yellow(Y) ● Green(G) ● Blue(B)
	AC220V	0.03(A)	220V 10W	327g	
	DC12V	0.28(A)	12V 10W	327g	
	DC24V	0.26(A)	24V 10W	327g	
AUW-100BF Flashing type	AC110V	0.07(A)	110V 10W	336g	<ul style="list-style-type: none"> ● Red(R) ● Yellow(Y) ● Green(G) ● Blue(B)
	AC220V	0.06(A)	220V 10W	336g	
	DC12V	0.77(A)	12V 10W	336g	
	DC24V	0.48(A)	24V 10W	336g	

Technical Diagram

Unit: mm



AUW-80B / BF



AUW-100B / BF



Nomenclature

AUW - R	①	②	③	④	⑤
	Operation	High Luminance	Audible Option	Voltage	Color
Bulb Revolving Warning Light	100 : Ø100	No indication : Standard	No mark : None	110 : AC110V	R : Red
	125 : Ø125		AB : Buzzer	220 : AC220V	Y : Yellow
	125L : Ø125 long body	H : High luminance	AM : Melody	12 : DC12V	G : Green
	150S : Ø150 SUS body		AS : Siren	24 : DC24V	B : Blue
	180S : Ø180 SUS body				O : Orange

※ Orange Application Model (AUW-R125)

Common Specifications

Bulb Revolving Warning Light

- ⊙ Excellent radiant effect using special vacuum metallizing reflector
- ⊙ Freely adjustable rotation speed with built-in volume switch
- ⊙ Buzzer siren and melody sounds (Volume Max. 90dB) can be embedded simultaneously with revolving lamp
- ⊙ The built-in tone is 3 notes
- ⊙ Can be adjusted between AC110V ↔ 220V using changeover switch in the product
- ⊙ Microchip-based structure is simple and not affected by external noise
- ⊙ Operating Temperature : -25 ~ 50°C
- ⊙ Material : Globe [GPPS], Body [ABS] / SUS 304 (For AUW-R150S, 180S models)

Embedded buzzer specifications		
Output	Tone	
Max. 90dB	Buzzer AB	Beep~~~Beep Beep ~ Beep ~ Beep Wing Wing Wing
	Melody AM	Fur Elise Home Sweet Home London Bridge is Falling Down
	Siren AS	Urgent Emergency Fire

Features by Models

Model	Diameter	Body Type	Reflector	High luminance	Features
AUW - R100	Ø100	ABS	Single	None	Magnet , Cigarette lighter plug (for DC12V only) option
AUW - R125	Ø125	ABS	Single	None	Magnet , Cigarette lighter plug (for DC12V only) option Voice signal adding function is available
AUW - R125L	Ø125	ABS Long body	Single	None	Basic 3 sounds of sound embedded type, Voice signal adding function is available
AUW - R150S	Ø150	SUS	Single / Double	Yes	-
AUW - R180S	Ø180	SUS	Double	None	-



AUW-R100



AUW-R100

Bulb Revolving Warning Light

- ⊙ Ø100mm, small Bulb Revolving Warning Light
- ⊙ Magnet option & Cigarette lighter plug option (for DC12V only) are available
- ⊙ Material: Globe [GPPS], Body [ABS]

Model	Voltage	Current	Bulb	Weight	Color
AUW-R100	AC110V	0.09(A)	12V 10W	514g	● Red(R)
	AC220V	0.05(A)	12V 10W	514g	● Yellow(Y)
	DC12V	0.88 (A)	12V 10W	294g	● Green(G)
	DC24V	0.64(A)	24V 10W	294g	● Blue(B)

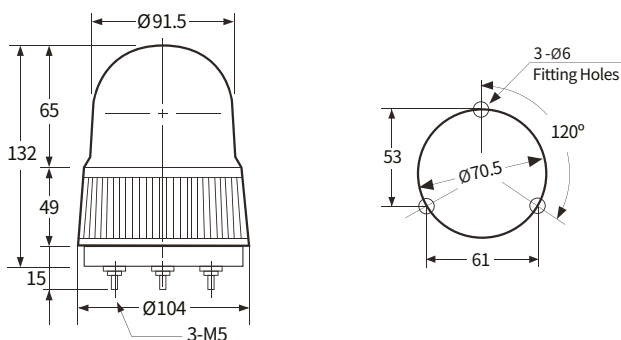
Technical Diagram

Unit: mm



Magnet type & Cigarette lighter plug Option (for DC12V only)

AUW-R125MC



AUW-R125

Bulb Revolving Warning Light

- ⊙ Ø125mm, standard Bulb Revolving Warning Light
- ⊙ Magnet option & Cigarette lighter plug (for DC12V only) are available
- ⊙ Material: Globe [GPPS], Body [ABS]

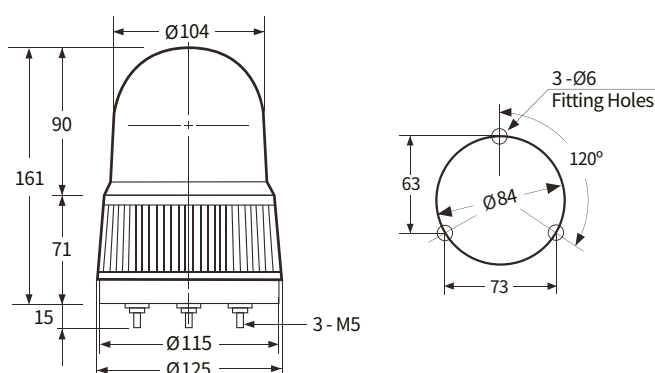


AUW-R125

Model	Voltage	Current	Bulb	Weight	Color
AUW-R125	AC110V	0.11(A)	12V 15W	980g	● Red(R)
	AC220V	0.06(A)	12V 15W	980g	● Yellow(Y)
	DC12V	1.19(A)	12V 15W	405g	● Blue(B)
	DC24V	0.74(A)	24V 15W	405g	● Orange(O)

Technical Diagram

Unit: mm





AUW-R Series

Bulb Revolving Warning Light



Buzzer embedded Type
Bracket mounted



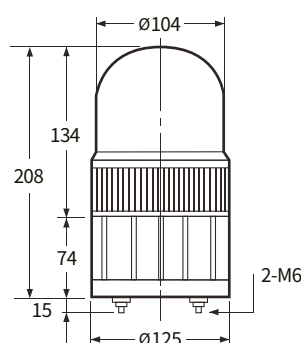
AUW-R125L

Bulb Revolving Warning Light

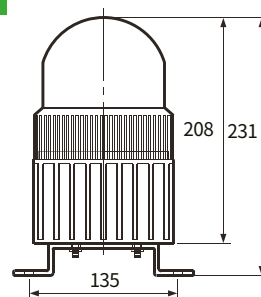
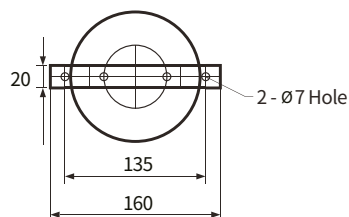
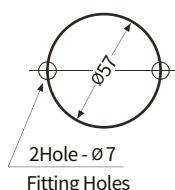
- Ø125mm, standard Bulb Revolving Warning Light long body type
- For the embedded buzzer, 3 sounds are provided by default and a bracket is attached at the bottom
- Voice sound (add voice signal function) can be ordered
- Material : Globe [GPPS], Body [ABS]

Model	Voltage	Current	Bulb	Weight	Color
AUW-R125L	AC110V	0.11(A)	12V 15W	1124g	<ul style="list-style-type: none"> ● Red(R) ● Yellow(Y) ● Green(G) ● Blue(B)
	AC220V	0.06(A)	12V 15W	1124g	
	DC12V	1.19(A)	12V 15W	547g	
	DC24V	0.74(A)	24V 15W	547g	

Technical Diagram



Bracket mounted



AUW-R150S



AUW-R150S

Bulb Revolving Warning Light



- Ø150mm, standard Bulb Revolving Warning Light
- Using stainless (SUS304) body, it is strong on impact and excellent corrosion resistance
- No buzzer functions
- Two types of reflectors are available: Single and double (high luminance)
- Material : Globe [GPPS], Body [SUS 304]

Single reflector (Standard)

Model	Voltage	Current	Bulb	Weight	Color
AUW-R150S	AC110V	0.11(A)	12V 15W	1444g	<ul style="list-style-type: none"> ● Red(R) ● Yellow(Y) ● Green(G) ● Blue(B)
	AC220V	0.06(A)	12V 15W	1444g	
	DC12V	1.19(A)	12V 15W	882g	
	DC24V	0.74(A)	24V 15W	882g	

Double reflector (high luminance)

Model	Voltage	Current	Bulb	Weight	Color
AUW-R150SH	AC110V	0.31(A)	12V 35W	1470g	<ul style="list-style-type: none"> ● Red(R) ● Yellow(Y) ● Green(G) ● Blue(B)
	AC220V	0.17(A)	12V 35W	1470g	
	DC12V	2.87(A)	12V 35W	908g	
	DC24V	1.62(A)	24V 35W	908g	

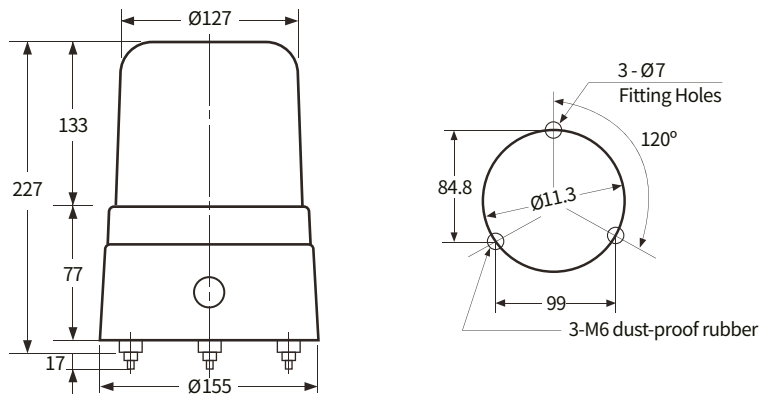




AUW-R150SH
(High Luminance)

Technical Diagram

Unit: mm



AUW-R180S

Bulb Revolving Warning Light

- ⊙ $\varnothing 180$ mm, standard Bulb Revolving Warning Light
- ⊙ Stainless (SUS304) body offers strong impact resistance and excellent corrosion resistance
- ⊙ Default reflector type is double

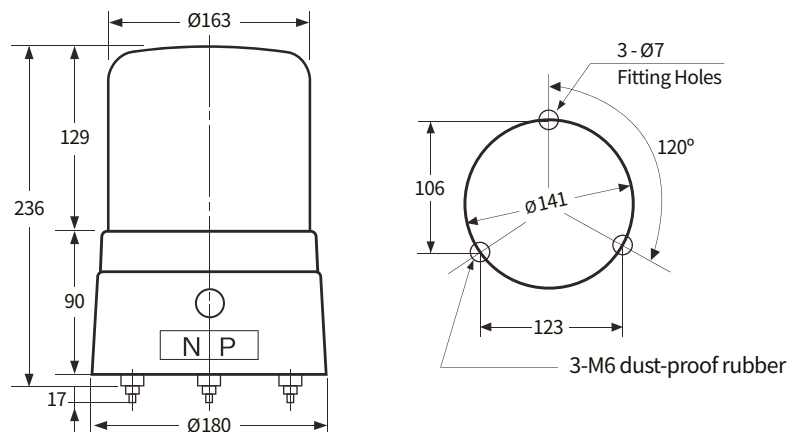
Model	Voltage	Current	Bulb	Weight	Color
AUW-R180S (Double Reflector)	AC110V	0.31(A)	12V 35W	1832g	<ul style="list-style-type: none"> ● Red(R) ● Yellow(Y) ● Green(G) ● Blue(B)
	AC220V	0.17(A)	12V 35W	1832g	
	DC12V	2.87(A)	12V 35W	1266g	
	DC24V	1.62(A)	24V 35W	1266g	



AUW-R180S

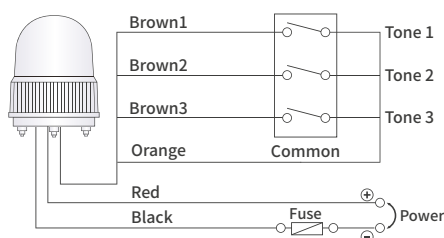
Technical Diagram

Unit: mm

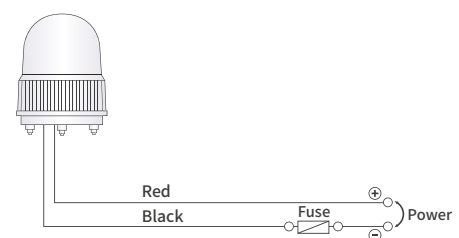


AUW-R Wiring Diagram

Built-in
3 notes



Basic





Nomenclature

AUW - L	①	②	③	④	⑤	⑥
	Type	Operation	Audible Option	High Luminance	Voltage	Color
LED Warning Light	L : Steady	60 : Ø60 80 : Ø80 100 : Ø100 125 : Ø125 125L : Ø125 long body 150S : Ø150 SUS body	No mark : None AB : Buzzer AM : Melody AS : Siren	No indication : Standard Type H : High Luminance	110 : AC110V 220 : AC220V 12 : DC12V 24 : DC24V	R : Red Y : Yellow G : Green B : Blue O : Orange
	LF : Flashing					

Common Specifications

- AUW-L60 : Steady/Flashing Warning Light, without an embedded buzzer
Others : Multiple Function LED Warning Light
Operate 4 kinds of function by dip switches (※See the table below)
- Excellent radiant effect using high luminance LED elements
- Semi-permanent lifespan using electronic circuit board
- Can be adjusted between AC110V ↔ 220V
by adjusting pins on the inner board of the product
- The built-in tone is 3 notes
- Operating Temperature : -25 ~ 50°C
- Material : Globe [GPPS] / [PC] (AUW-L125, L125L models)
Body [ABS] / [SUS 304] (AUW-L150S model)

Embedded buzzer specifications		
Output	Tone	
Max. Power 5W	Buzzer AB	Beep~~~Beep Beep ~ Beep ~ Beep Wing Wing Wing
	Melody AM	Fur Elise Home Sweet Home London Bridge is Falling Down
Max. 90 dB	Siren AS	Urgent Emergency Fire

Features of each Model

Model	Features
AUW - L60	Steady / Flashing type, no embedded buzzer
AUW - L80	Steady / Flashing / Revolving / Revolving-Flashing type, built-in tone is 3 notes
AUW - L100	Magnet , Cigarette lighter plug (for DC12V only) option
AUW - L125	Magnet , Cigarette lighter plug (for DC 12V only) option High luminance available
AUW - L125L	Long body type, High luminance and Voice sound option available
AUW - L150S	SUS body , High luminance available

Manual switch to select operation



DIP switches

Operate 4 kinds of function by dip switches
steady / flashing / revolving / revolving-flashing

DIP/SW	1 2	1 2	1 2	1 2
DIP Switch	ON KSD02H 9K 1 2	ON KSD02H 9K 1 2	ON KSD02H 9K 1 2	ON KSD02H 9K 1 2
ON	■ ■	■ ■	■ ■	■ ■
OFF	■ ■	■ ■	■ ■	■ ■
Operation	 Steady	 Flashing	 Revolving	 Revolving/ Flashing



AUW-L Series

LED Warning Light



AUW-L/LF60



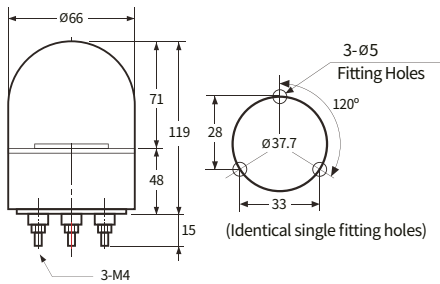
AUW-L60B / BF

LED Steady / Flashing Warning Light

- ⊙ Ø60mm, small LED Steady / Flashing Warning Light
- ⊙ Material: Globe [GPPS], Body [ABS]
- ⊙ No buzzer functions

Technical Diagram

Unit: mm



Model	Voltage	Current	LED EA	Weight	Color
AUW-L60B	AC110V	0.03(A)	16EA	157g	<ul style="list-style-type: none"> ● Red ● Yellow ● Green ● Blue
	AC220V	0.02(A)	16EA	157g	
AUW-L60BF	DC12V	0.08(A)	16EA	129g	
	DC24V	0.10(A)	16EA	129g	



AUW-L80



AUW-L100



AUW-L100M



AUW-L80

Multiple Function LED Warning Light

- ⊙ Ø80mm, small Multiple Function LED Warning Light
- ⊙ Material: Globe [GPPS], Body [ABS]

Model	Voltage	Current	LED EA	Weight	Color
AUW-L80	AC110V	0.04(A)	24EA	373g	<ul style="list-style-type: none"> ● Red(R) ● Yellow(Y) ● Green(G) ● Blue(B) ● Orange(O)
	AC220V	0.02(A)	24EA	373g	
	DC12V	0.14(A)	24EA	296g	
	DC24V	0.17(A)	24EA	296g	



AUW-L100

Multiple Function LED Warning Light

- ⊙ Ø100mm, small Multiple Function LED Warning Light
- ⊙ Magnet & Cigarette lighter plug option (for DC12V only) are available
- ⊙ Material : Globe [GPPS], Body [ABS]

Model	Voltage	Current	LED EA	Weight	Color
AUW-L100	AC110V	0.04(A)	54EA	455g	<ul style="list-style-type: none"> ● Red ● Yellow ● Green ● Blue
	AC220V	0.02(A)	54EA	455g	
	DC12V	0.14(A)	54EA	269g	
	DC24V	0.2(A)	54EA	275g	

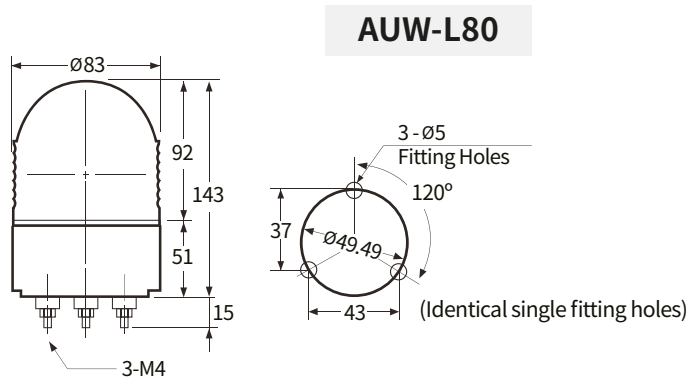


AUW-L Series

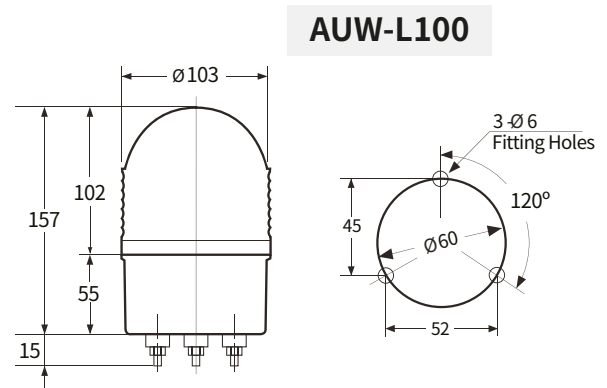
Multiple Function LED Warning Light

Technical Diagram

Unit: mm



AUW-L80



AUW-L100



AUW-L125



AUW-L125

Multiple Function LED Warning Light

- Ø125mm, standard Multiple Function LED Warning Light
- 2 type of LED brightness : standard and high luminance
- Magnet & Cigarette lighter plug option (for DC12V only) are available
- Material : Globe [PC], Body [ABS]
- Color : ● Red ● Orange ● Green ● Blue

* High luminance

Model	Voltage	Current		LED EA		Weight	
		High*	Standard	High*	Standard	High*	Standard
AUW-L125	AC110V	0.11(A)	0.09(A)	90ea	54ea	646g	623g
	AC220V	0.06(A)	0.04(A)	90ea	54ea	646g	623g
AUW-L125H	DC12V	0.43(A)	0.26(A)	90ea	54ea	370g	347g
	DC24V	0.51(A)	0.32(A)	90ea	54ea	370g	347g



Magnet type & Cigarette lighter plug Option (for DC12V only)

AUW-L125MC



AUW-L125L

Multiple Function LED Warning Light

- Ø125mm, long body standard Multiple Function LED Warning Light
- For the embedded buzzer, a bracket is attached at the bottom.
- 2 type of LED brightness: standard and high luminance
- Voice sound (add voice signal function) can be ordered
- Material : Globe [PC], Body [ABS]
- Color : ● Red ● Orange ● Green ● Blue

* High luminance

Model	Voltage	Current		LED EA		Weight	
		High*	Standard	High*	Standard	High*	Standard
AUW-L125	AC110V	0.11(A)	0.09(A)	90ea	54ea	1197g	1174g
	AC220V	0.06(A)	0.04(A)	90ea	54ea	1197g	1174g
AUW-L125H	DC12V	0.43(A)	0.26(A)	90ea	54ea	917g	894g
	DC24V	0.51(A)	0.32(A)	90ea	54ea	917g	894g



AUW-L125L



AUW-L150S



AUW-L150S

Multiple Function LED Warning Light

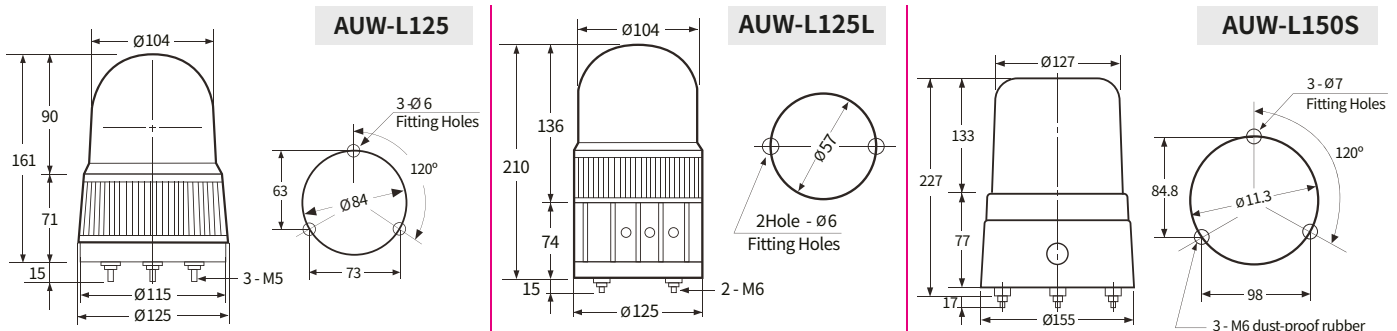
- ⊙ Ø150mm , SUS body standard Multiple Function LED Warning Light
- ⊙ The lamp is light and shock-resistant, featuring a polystyrene globe that with a special striped pattern. The body structure is steel (SUS304) for excellent shock and corrosion resistance
- ⊙ 2 types of LED brightness : standard and high luminance
- ⊙ Material: Globe [GPPS], Body [SUS304]

Model	Voltage	Current	LED EA	Weight	Color
AUW-L150S Standard	AC110V	0.09(A)	54EA	1179g	<ul style="list-style-type: none"> ● Red ● Orange ● Green ● Blue
	AC220V	0.04(A)	54EA	1179g	
	DC12V	0.26(A)	54EA	880g	
	DC24V	0.32(A)	54EA	880g	

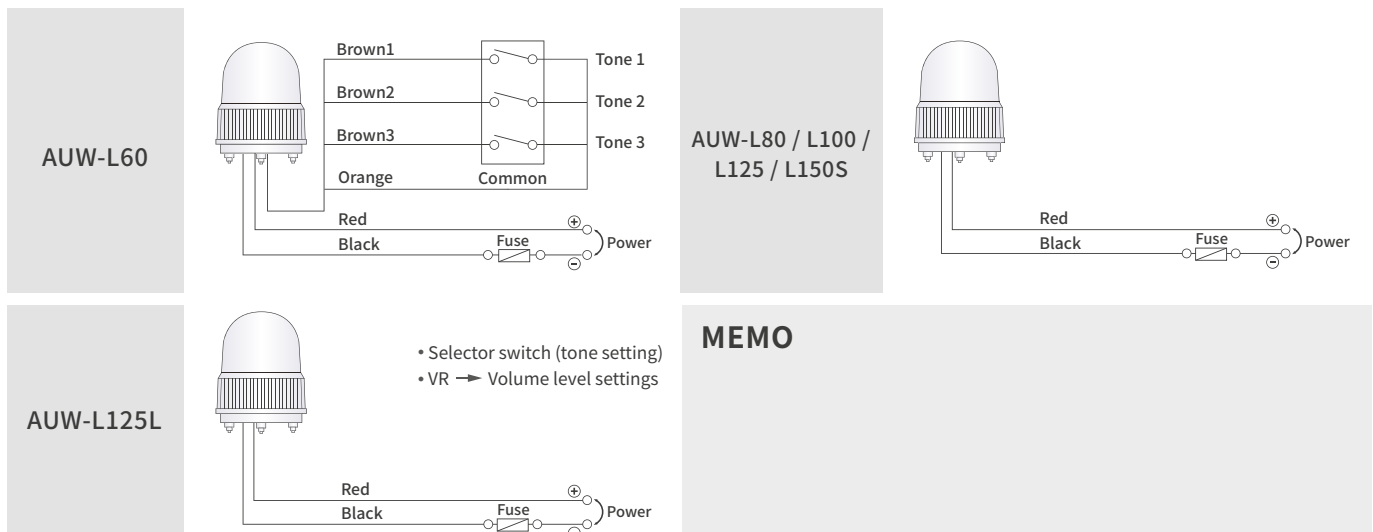
Model	Voltage	Current	LED EA	Weight	Color
AUW-L150SH High Luminance	AC110V	0.11(A)	90EA	1202g	<ul style="list-style-type: none"> ● Red ● Orange ● Green ● Blue
	AC220V	0.06(A)	90EA	1202g	
	DC12V	0.43(A)	90EA	903g	
	DC24V	0.51(A)	90EA	903g	

Technical Diagram

Unit: mm



AUW-R Wiring Diagram



MEMO



AUW - CL100



AUW - CL100



AUW - CL125



AUW-CL125L

CAUTION LED Warning Light

Common Specifications

- With the application of the Power LED, the visibility is excellent even in dark places
- Suitable for signal transmission of cleaning trucks, forklifts, roads, and subway construction
- Lighting / Blinking / Strobe 1, 2, 3, 4 functions can be selected and applied according to the site
- Due to strobe characteristics, ambient ventilation is excellent
- AB (buzzer 3 notes), AM (melody 3 notes), AS (Siren 3 notes) / Max. 80dB
- Material : Globe [PC], Body [ABS]
- Operating Temperature: -25 ~ 50°C



AUW - CL100

Caution LED Warning Light

- Ø100mm, small Caution LED Warning Light

MODEL	Voltage	Weight	Color
AUW - CL100	AC110V / 220V	260 g	<ul style="list-style-type: none"> ● Red(R) ● Yellow(Y) ● Green(G) ● Blue(B)
	DC12V / 24V	240 g	



AUW - CL80

Caution LED Warning Light

- Ø125mm , SUS body standard Caution LED Warning Light
- Magnet & Cigarette lighter plug option (for DC12V only) are available

MODEL	Voltage	Weight	Color
AUW - CL125	AC110V / 220V	328 g	<ul style="list-style-type: none"> ● Red(R) ● Yellow(Y) ● Green(G) ● Blue(B)
	DC12V / 24V	303 g	



AUW - CL100

Caution LED Warning Light

- Ø125mm, long body standard Caution LED Warning Light

MODEL	Voltage	Weight	Color
AUW - CL125L	AC110V / 220V	467 g	<ul style="list-style-type: none"> ● Red(R) ● Yellow(Y) ● Green(G) ● Blue(B)
	DC12V / 24V	442 g	



AUHW Series

Warning Light & Electronic Horn Combination



Nomenclature



AUHW -	①	-	②	-	③	-	④
	Type		Audible Option		Voltage		Color
Warning Light & Electronic Horn Combination	L 100		AM : Melody AB : Buzzer		110 : AC110V 220 : AC220V 12 : DC12V 24 : DC24V		R : Red Y : Yellow G : Green



AUHW

Warning Light & Electronic Horn Combination

- ⊙ Transmits visual and auditory signals simultaneously
- ⊙ Structure combining LED indicator light and high-quality electronic horn
- ⊙ Clear sound with 8-code high-quality output
- ⊙ 16 modes of tone combination possible by internal DIP S/W operation
- ⊙ Built-in LED steady-flashing change S/W, adjustable volume depending on application environment
- ⊙ Max Volume : Max. 105dB
- ⊙ Protection rating : IP54
- ⊙ Materials : Globe [PC], Body [ABS], Reflector [ABS]
- ⊙ Operating Temperature : -20 ~ 40°C

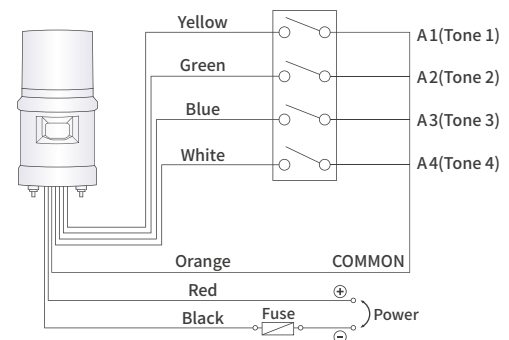
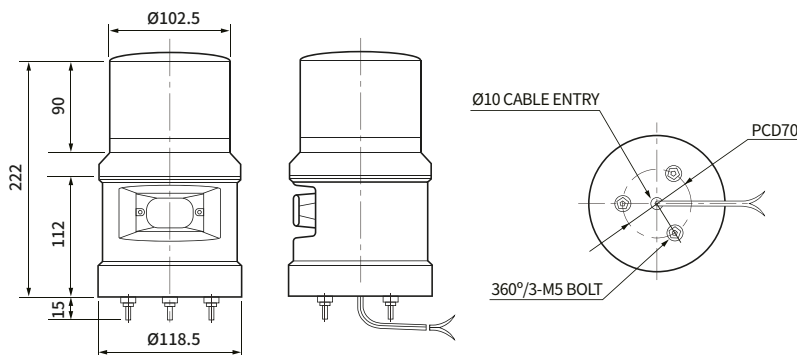
Customization

- ※ Users can control sound combinations through the DIP switches in the product. (See Page 68)
- ※ Settings other than the basic factory specifications (AM, AB) are possible DIP S/W inside the product.
- ※ You can order by setting the desired audible option.

MODEL	S/W Basic Setting	Channel	Audible Option	Voltage	Current	Color
AUHW-L100-AM	ON OFF Dip switches 2,3,4 ON	A1 (Yellow) A2 (Green) A3 (Blue) A4 (White)	Turkish March Piano Sonatas Home Sweet Home Fur Elise	AC110V AC220V DC12V DC24V	0.056A 0.028A 0.15A 0.20A	● Red ● Yellow ● Green
AUHW-L100-AB	ON OFF Dip switches 1,2 ON	A1 (Yellow) A2 (Green) A3 (Blue) A4 (White)	beep ~ beep ~ beep Ding Dong beep-ee beep beep beep beep			

Technical Diagram & Wiring Instructions

Unit: mm



Speaker / Electronic Horn / Heavy Duty Electronic Horn



		Speaker	Electronic Horn			Heavy Duty Electronic Horn		
Model		AUP-B	AUP-EWH			AUP-EWM-A	AUP-EWM-B	AUP-EWM-C
Voltage		AC110V ~ 220V DC12V / 24V	AC110V ~ 220V DC12V / DC24			AC110 ~ 220V DC12V / DC24V	AC110 ~ 220V DC24V	AC110 ~ 220V DC12V / DC24V AC110 ~ 220V
Dimension (mm)	Diameter	78 X 78	116 x 116	Ø210	116	120	134	134
	Height	-	-	-	196	161	154	154
	Depth	71	196	306	223	120	242	325
Material		ABS	ABS	ABS	Horn - ABS / Body - AC7A			
Timbre & Volume	Melody	4 Sounds Max. 90dB	3 Sounds Max. 115dB	3 Sounds Max. 120dB	3 Sounds Max. 120dB	3 Sounds Max. 115dB	3 Sounds Max. 115dB	3 Sounds Max. 120dB
	Buzzer Siren							
Mounting structure		Panel buried	Self stand		Wall mounted		Direct mounted	
Max. Output		-	25W	35W	25W / 35W	25W	25W	50W
Cable entry								
Customization		-	15W	-	-		-	
Page		p.67	p.69	p.69	p.70	p.70	p.71	p.71



AUP-B Series

Panel Mounted Speaker



Nomenclature



AUP - B - 1 - 2
 Panel Mounted Speaker Basic sound Voltage

① AM: Melody
 AB: Buzzer
 AV: Voice

② 110 / 220 :
 AC110 ~ 220V
 12 / 24
 12 : DC12V
 24 : DC24V

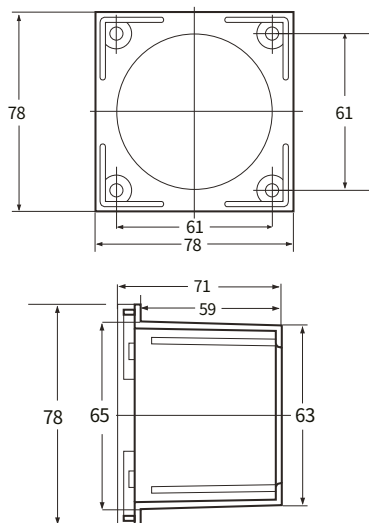
Technical Diagram

Unit: mm



AUP-B

Panel Mounted Speaker



- Although it is small in size, it makes a clear, high capacity sound
- A panel style buzzer and alarm made with 4 channels. Users can choose the tones based on the channel selection
- Clear and fine sound in 8 harmonies
- Users can control 5 types of melodies and 7 types of buzzers according to the selected combination
- Volume control is provided on the reverse side of the product
- Max. 90dB
- Material : ABS
- Operating Temperature : -25 ~ 50°C

Customization

- Users can control sound combinations through the DIP switches in the product (See Page 68)
 If changing user settings is too difficult, the default setting is available when deciding order specifications



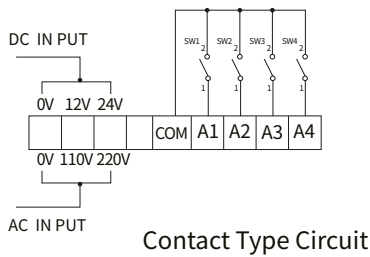
MODEL	Embedded sound				Voltage	Current	Weight
	Channel	Audible Options	Tones	Volume			
AUP-B	A1	Melody (AM) DIP switch No. 2, 3, 4 ON	Turkish March	Max. 90dB	AC110V ~ AC220V	0.5(A)	272g
	A2		Piano Sonata				
	A3		Home Sweet Home				
	A4		Fur Elise				
	A1	Buzzer (AB) DIP switch No. 1, 2 ON	bee~bee~bee		AC12V ~ AC24V	1.2(A)	184g
	A2		Dingdong				
	A3		bee-ee				
	A4		bee bee bee bee				

- Audible tones can be adjusted using the DIP switch, which becomes visible after removing the sticker, and the external channel sockets
- Volume can be adjusted by lightly turning the dial with a flat head screwdriver

Audible Table

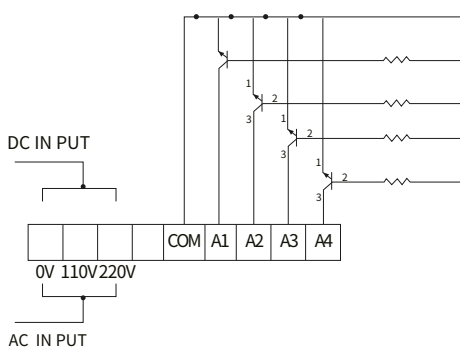
- It can be changed to use DIP switch and input pin channel adjustment, depending on the user's selection

Circuit Diagram



DIP Switch Adjustment	Input Pin			
	A1	A2	A3	A4
All OFF	Dingdongdang	Piano Sonata	Magic Flute	Home Sweet Home
No 1 ON	Dingdong	Telephone bell	bee bee peep	Dingdongdang
No. 2 ON	Magic Flute	Piano Sonata	Fur Elise	Telephone bell
No 3 ON	Piano Sonata	Turkish March	Home Sweet Home	Magic Flute
No 4 ON	Fur Elise	Turkish March	Home Sweet Home	bee bee bee bee
No 1, 2 ON	bee~bee~bee	Dingdong	bee-ee	bee bee bee bee
No 1, 3 ON	Magic Flute	Fur Elise	Turkish March	Home Sweet Home
No. 1, 4 ON	Magic Flute	Home Sweet Home	Telephone bell	Dingdongdang
No. 2, 3 ON	Magic Flute	Turkish March	Piano Sonata	bee bee bee bee
No. 2, 4 ON	Home Sweet Home	Magic Flute	Turkish March	Dingdong
No. 3, 4 ON	Magic Flute	Home Sweet Home	Dingdong	Telephone bell
No. 1, 2, 3 ON	Fur Elise	Home Sweet Home	Magic Flute	Piano Sonata
No. 1, 2, 4 ON	Magic Flute	Turkish March	Home Sweet Home	bee~bee~bee
No. 1, 3, 4 ON	Magic Flute	Piano Sonata	Home Sweet Home	Dingdongdang
No. 2, 3, 4 ON	Turkish March	Piano Sonata	Home Sweet Home	Fur Elise
No. 1, 2, 3, 4 ON	Piano Sonata	Magic Flute	Fur Elise	Turkish March

	Transistor	Contact-free Relay
Type	NPN Transistor (2SC & 2SD)	Current output-type for DC load (open collector)
Withstand Voltage	$V_c > 12V$	
Current Capacity	$I_C > 10mA$ (10mA or more)	
Leakage Current	$I_{CDB} > 0.1mA$ (0.1mA or lower)	
Allowable Voltage	$V_{AST} < 1V$ (1V or lower)	



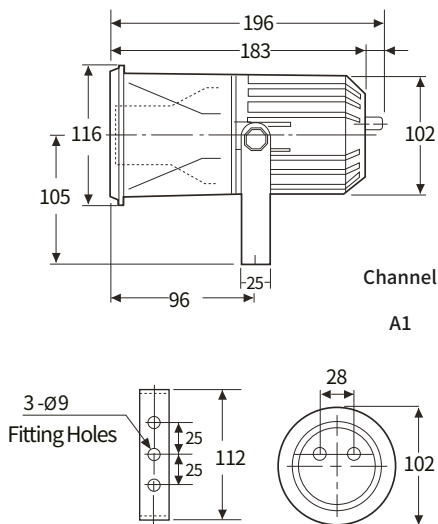
How to Use TR and SSR



AUP-EWH-25W

Technical Diagram

Unit: mm



AUP-EWH-35W

Nomenclature

AUP - EWH -	①	②	③
	Output	Audible Option	Voltage
Electronic Horn	25W : 25W 35W : 35W	AS : Siren AM : Melody AB : Buzzer AV : Voice	110 / 220 : AC110 ~ 220V 12 : DC12V 24 : DC24V



AUP-EWH

Electronic Horn

- ⊙ 3 siren sounds, 3 melody sounds, and 3 buzzer sounds can be selected according to the operator's purpose
- ⊙ The device is equipped with a volume switch for easier volume adjustment
- ⊙ The device is equipped with a timbre switch for easier timbre change
- ⊙ Light and solid manufacturing
- ⊙ Buzzer volume Max. 115 ~ 120dB
- ⊙ Material : ABS
- ⊙ Operating Temperature : -25 ~ 50°C

MODEL	Embedded sound			Volume	Voltage & Current	Weight
	Channel	Audible Options	Tones			
AUP-EWH 25W	A1	Siren AS	Fire	Max. 115dB	AC110V / 220V compatible: 0.113A	AC : 1174g DC : 1122g
	A2		Emergency			
	A3		Urgent			
	A1	Melody AM	The Magic Flute	Max. 115dB	DC12V : 2.21A	
	A2		Home Sweet Home			
	A3		Fur Elise			
	A1	Buzzer AB	bee bee bee bee	Max. 115dB	DC24V : 1.02A	
	A2		Ding dong			
	A3		beep ~ beep ~ beep			
AUP-EWH 35W	A1	Siren AS	Fire	Max. 120dB	AC110V / 220V compatible: 0.122A	AC : 1431g DC : 1379g
	A2		Emergency			
	A3		Urgent			
	A1	Melody AM	The Magic Flute	Max. 120dB	DC12V : 2.44A	
	A2		Home Sweet Home			
	A3		Fur Elise			
	A1	Buzzer AB	bee bee bee bee	Max. 120dB	DC24V : 1.19A	
	A2		Ding dong			
	A3		beep ~ beep ~ beep			

Customization

- ⊙ 15W customized consultation is possible
- ⊙ Voice signal (Voice sound) is selectable as a ordering specification (Voice sound type DC12V / 24V compatible)
- ⊙ 4 sounds, including melodies and Piano Sonata, and 4 sounds including buzzer and bee~~~bee~~~ sounds can be ordered



AUP-EWM Series

Heavy Duty Electronic Horn



AUP-EWM-A



AUP-EWM-B

Nomenclature

AUP - EWM -	①	-	②	-	③	-	④
	Type		Output		Audible Option		Voltage
Heavy Duty Electronic Horn	A Type		25W : 25W 35W : 35W		AS : Siren AM : Melody AB : Buzzer		110 / 220 : AC110 ~ 220V 12 : DC12V 24 : DC24V
	B Type						



AUP - EWM - A

Heavy Duty Electronic Horn

- A cable gland is equipped on the housing terminal box
- Aluminum housing structure with excellent durability
- Suitable for outdoor, shipping, and heavy industry with completely waterproofed structure
- Buzzer volume Max. 115 ~ 120dB
- Material : Aluminum housing + ABS Signal Horn
- Operating Temperature : -25 ~ 50°C
- 25W / 35W two types of maximum outputs are available

* See on Page 69

MODEL	Output	Audible Options	Volume	Voltage	Weight
AUP-EWM-A	25W	Siren AS	Max. 115dB	AC110V ~ 220V DC12V DC24V	AC : 3067g DC : 3040g
		Melody AM			
		Buzzer AB			
AUP-EWM-A	35W	Siren AS	Max. 120dB	AC110V ~ 220V DC12V DC24V	AC : 3324g DC : 3297g
		Melody AM			
		Buzzer AB			



AUP - EWM - B

Heavy Duty Electronic Horn

- The housing is equipped with a flexible connector
- Buzzer volume Max. 115dB
- 25W of maximum output is available

* See on Page 69

MODEL	Output	Audible Options	Volume	Voltage	Weight
AUP-EWM-B	25W	Siren AS	Max. 115dB	AC110V ~ 220V DC24V	AC : 2121g DC : 2101g
		Melody AM			
		Buzzer AB			



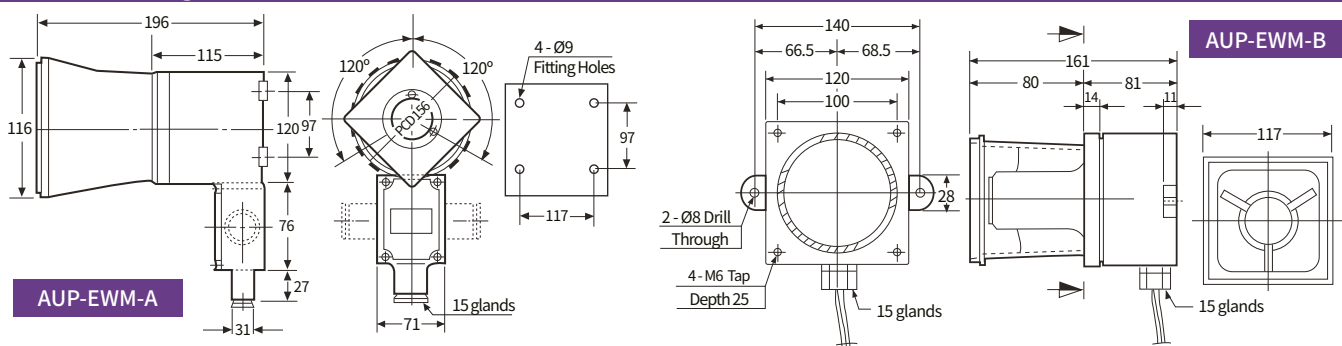
Cable Glands



Flexible Connector

Technical Diagram

Unit: mm





Nomenclature



AUP-EWM-C 25W


AUP - EWM -		①	-	②	-	③	-	④
		Type		Output		Audible Option		Voltage
Heavy Duty Electronic Horn	C Type	25W : 25W		AS : siren		110 / 220 : AC110 ~ 220V		
		50W : 50W		AM : Melody		12 : DC12V		
						AB : Buzzer		24 : DC24V



AUP - EWM - C

Heavy Duty Electronic Horn

- ⊙ The housing is equipped with a flexible connector
- ⊙ Excellent durability of aluminum housing structure
- ⊙ Suitable for heavy industry with completely waterproofed structure
- ⊙ With high capacity, suitable for places with loud noise or that require left and right direction
- ⊙ Material : Aluminum housing + ABS Horn
- ⊙ Operating Temperature : -25 ~ 50°C
- ⊙ 25W (One-way) / 50W (Two-way) of maximum output, with Electronic Horn

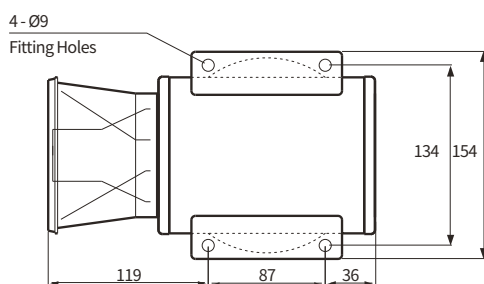


AUP-EWM-C 50W

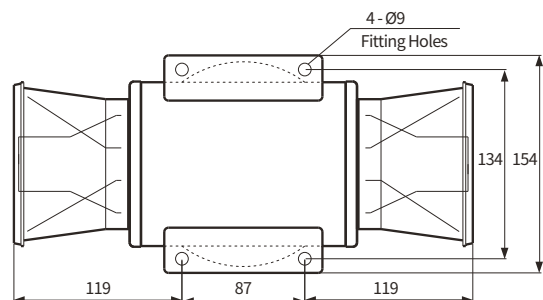
MODEL	Embedded sound			Volume	Voltage	Weight
	Channel	Audible Options	Tones			
AUP-EWM-C 25W (One-Way)	A1	Siren AS	Fire	Max. 115dB	AC110V ~ 220V	AC: 2796g DC: 2771g
	A2		Emergency			
	A3		Urgent			
	A1	Melody AM	The Magic Flute	Max. 115dB	DC12V	
	A2		Home Sweet Home			
	A3		Fur Elise			
	A1	Buzzer AB	bee bee bee bee	Max. 115dB	DC24V	
	A2		Ding dong			
	A3		bee~bee~bee~			
AUP-EWM-C 50W (Two-Way)	A1	Siren AS	Fire	Max. 120dB	AC110V ~ 220V	AC: 3678g
	A2		Emergency			
	A3		Urgent			
	A1	Melody AM	The Magic Flute	Max. 120dB	AC110V ~ 220V	
	A2		Home Sweet Home			
	A3		Fur Elise			
	A1	Buzzer AB	bee bee bee bee	Max. 120dB	AC110V ~ 220V	
	A2		Ding dong			
	A3		bee~bee~bee~			

Technical Diagram

Unit: mm



AUP-EWM-C-25W



AUP-EWM-C-50W

Heavy Duty Industrial Warning Light



		AUM Series			
Model		AUM-A-125	AUM-B-125	AUM-A-150	AUM-B-150
Voltage		AC110V / AC220V / DC12V / DC24V			
Dimensions (mm)	Outdia	Ø125	Ø125	Ø147	Ø147
	Height	184	184	216	216
	Depth	176	230	205	260
Material		Body [AL], Ring [CU], Globe [GPPS / PC]		Body [AL], Ring [CU], Globe [GPPS]	
Light source & Operation	Bulb Revolving	•	•	•	•
	Multiple Function LED	•	•	•	•
	Caution LED	•	•	•	•
Mounting structure		Direct mounted			
Cable entry		Cable Glands 15			
Customization		Protective net , High luminance LED		Protective net , High luminance LED	
Page		p.72	p.72	p.73	p.73

Warning Light & Electronic Horn Combinations for Heavy Industry Applications



		AUCS Series		AUMS Series	
Model		AUCS 25W	AUCS 50W	AUMS-125	AUMS-150
Voltage		AC110V / AC220V / DC12V / DC24V			
Dimensions (mm)	Outdia	153	153	119	150
	Height	253	253	220	220
	Depth	245.5	327.6	435	470
Material		Body [AL], Globe [GPPS / PC], Electronic Horn [ABS]			
Timbre & Volume	Melody	Basic 3 sounds Max. 115dB		Basic 3 sounds Max. 115dB	
	Buzzer				
	Siren				
Light source & Operation	Bulb Revolving	•		•	•
	Multiple Function LED	•		•	•
	Caution LED	•		•	•
Mounting structure		Direct mounted		Wall mounted	
Cable entry		#16 zinc connector		Cable Glands 15	
Customization				High luminance LED	
Page		p.75		p.77	
				Protective net, High luminance LED	
				p.78	



AUM - A-R150
(With protective net option)

Nomenclature

AUM –	①	–	②
	Type		Warning Light Model
A type			R125/150 : Bulb Revolving(Ø125 /Ø150)
B type			L125/150 : Multiple Function LED (Ø125 /Ø150)
			CL125 : Caution LED (Ø125)

Heavy duty industrial Warning / Caution LED

- ⊙ The body is aluminum housing structure with strong shock resistance and excellent corrosion resistance
- ⊙ 2 types of housings depending on installation purpose
- ⊙ Suitable for ships and heavy industries
- ⊙ Install the terminal block in the product or in the terminal box
- ⊙ Material : **Body** [Aluminum (AC7A)], **Ring** [CU], **Globe** [GPPS , PC (125mm LED & Caution LED)]
- ⊙ Standard body color : MUNSSELL NO. 7.5G / 7.2
- ⊙ Operating Temperature : -25 ~ 50°C

AUM Series Common Specifications

1 Housing

- ⊙ 2 housing types depending on use A / B



AUM - A	AUM - B
<ul style="list-style-type: none"> ⊙ Basic housing type without attached terminal box ⊙ Suitable for installation in narrow spaces or on ceilings 	<ul style="list-style-type: none"> ⊙ A terminal box is attached to the housing ⊙ Convenient line connection with the terminal box

2 A Variety of Selectable Light Source & Function Combinations

Light Source & Function	Globe Outer Diameter
 Bulb Revolving	 125 mm
 Multiple Function LED steady / flashing / revolving / revolving-flashing	 150 mm
 Caution LED	 125 mm

3 Protective Net

- ⊙ Protective net is installed at the outside of the globe to prevent damage by shock (Protective net is optional)



4 Fully enclosed structure

- ⊙ The tightly sealed warning light structure is waterproof and dustproof

5 High luminance type

- ⊙ High luminance type is available for Multiple Function LED and Caution LED providing excellent radiant effect

6 Cable entry

- ⊙ Basic housing type without attached terminal box



AUM - A/B-125 Series

Heavy Duty Industrial Warning Light



AUM-A-R125

AUM-B-R125



AUM-A-L125

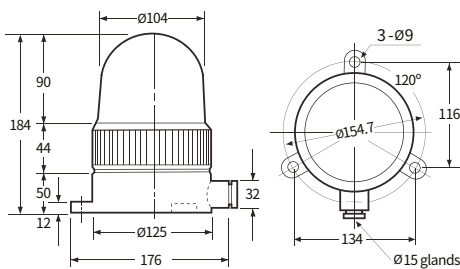
AUM-B-L125



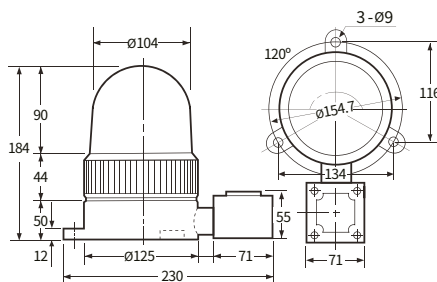
AUM-A-CL125

AUM-B-CL125

Technical Diagram Unit: mm



AUM - A - 125



AUM - B - 125

AUM - A / B - R125 Bulb Revolving

- ⊙ Ø125mm, heavy duty industrial Bulb Revolving Warning light
- ⊙ Rev. count : Randomly controlled (130-140)

MODEL	Voltage	Current	Bulb	Weight		Color
				A	B	
AUM-A-R125 & AUM-B-R125	AC110V	0.11(A)	12V 15W	1687g	2220g	<ul style="list-style-type: none"> ● Red (R) ● Yellow (Y) ● Green (G) ● Blue (B)
	AC220V	0.06(A)	12V 15W	1687g	2220g	
	DC12V	1.19(A)	12V 15W	1125g	1658g	
	DC24V	0.74(A)	24V 15W	1125g	1658g	

AUM - A / B - L125 Multiple Function LED

- ⊙ Ø125mm, heavy duty industrial Multiple Function LED Warning light
- ⊙ 2 types of LED brightness : standard and high luminance
- ⊙ Rev. count : Randomly controlled

MODEL	Voltage	Current	LED EA	Weight		Color
				A	B	
AUM-A-L125 & AUM-B-L125	AC110V	0.09(A)	54EA	1337g	1877g	<ul style="list-style-type: none"> ● Red (R) ● Yellow (Y) ● Green (G) ● Blue (B)
	AC220V	0.04(A)	54EA	1337g	1877g	
	DC12V	0.26(A)	54EA	1047g	1683g	
	DC24V	0.32(A)	54EA	1055g	1691g	
High luminance	AC110V	0.11(A)	90EA	1360g	1897g	<ul style="list-style-type: none"> ● Red (R) ● Yellow (Y) ● Green (G) ● Blue (B)
AUM-A-L125H & AUM-B-L125H	AC220V	0.06(A)	90EA	1360g	1897g	
	DC12V	0.43(A)	90EA	1070g	1703g	
	DC24V	0.51(A)	90EA	1078g	1711g	

AUM - A / B - CL125 Caution LED

- ⊙ Ø125mm, heavy duty industrial Caution LED Warning light

MODEL	Voltage	Weight	Color
AUM-A-CL125	AC110V	1735g	<ul style="list-style-type: none"> ● Red (R) ● Yellow (Y) ● Green (G) ● Blue (B)
	AC220V	1635g	
	DC12V	1712g	
	DC24V	1695g	
AUM-B-CL125	AC110V	1735g	<ul style="list-style-type: none"> ● Red (R) ● Yellow (Y) ● Green (G) ● Blue (B)
	AC220V	1735g	
	DC12V	1712g	
	DC24V	1695g	



AUM - A/B-150 Series

Heavy Duty Industrial Warning Light



AUM-A-R150



AUM-B-R150



AUM-A-L150



AUM-B-L150



AUM - A / B - R150 Bulb Revolving



- ⊙ Ø150mm, heavy duty industrial Bulb Revolving Warning light
- ⊙ Rev. count : Randomly controlled (130-140)

MODEL	Voltage	Current	Bulb	Weight		Color
				A	B	
AUM-A-R150 & AUM-B-R150	AC110V	0.11(A)	12V 15W	2974g	3206g	<ul style="list-style-type: none"> ● Red (R) ● Yellow (Y) ● Green (G) ● Blue (B)
	AC220V	0.06(A)	12V 15W	2974g	3206g	
	DC12V	1.19(A)	12V 15W	2407g	2640g	
	DC24V	0.74(A)	24V 15W	2407g	2640g	
High luminance	AC110V	0.31(A)	12V 35W	3000g	3232g	<ul style="list-style-type: none"> ● Red (R) ● Yellow (Y) ● Green (G) ● Blue (B)
AUM-A-R150H & AUM-B-R150H	AC220V	0.04(A)	12V 35W	3000g	3232g	
	DC12V	0.26(A)	12V 35W	2433g	2666g	
	DC24V	1.62(A)	24V 35W	2433g	2666g	



AUM - A / B - L150 Multiple Function LED

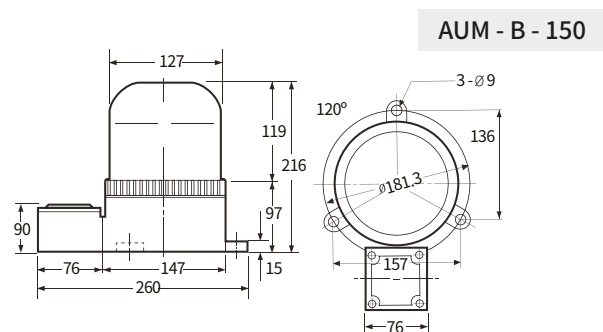
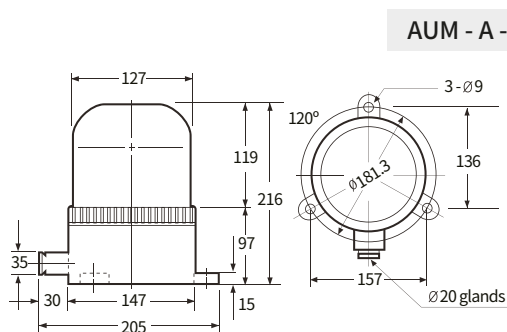


- ⊙ Ø150mm, heavy duty industrial Multiple Function LED Warning light
- ⊙ 2 types of LED brightness : standard and high luminance
- ⊙ Rev. count : Randomly controlled

MODEL	Voltage	Current	LED EA	Weight		Color
				A	B	
AUM-A-L150 & AUM-B-L150	AC110V	0.09(A)	54EA	2150g	2902g	<ul style="list-style-type: none"> ● Red (R) ● Yellow (Y) ● Green (G) ● Blue (B)
	AC220V	0.04(A)	54EA	2150g	2902g	
	DC12V	0.26(A)	54EA	1858g	2610g	
	DC24V	0.32(A)	54EA	1866g	2618g	
High luminance	AC110V	0.11(A)	90EA	2170g	2922g	<ul style="list-style-type: none"> ● Red (R) ● Yellow (Y) ● Green (G) ● Blue (B)
AUM-A-L150H & AUM-B-L150H	AC220V	0.06(A)	90EA	2170g	2922g	
	DC12V	0.43(A)	90EA	1878g	2630g	
	DC24V	0.51(A)	90EA	1886g	2638g	

Technical Diagram

Unit: mm





Nomenclature

AUCS	-	①	-	②	-	③	-	④
Ø125	Warning Light Model		High luminance	Output		Audible option		
R125 : Bulb Revolving	L125 : Multiple Function LED	CL125 : Caution LED	No indication : Standard Type H : High luminance	25W 50W	AS : Siren AM : Melody AB : Buzzer			

Warning Light and Electronic horn combinations with excellent durability and perfectly enclosed structure, designed for heavy industry applications

- ⊙ Heavy duty industrial 125mm Warning Light and Electronic Horn
- ⊙ 3 types of light sources can be chosen, based on installation purpose
- ⊙ Suitable for outdoor, shipping, and heavy industry with completely waterproofed structure
- ⊙ Classified into one-way (25W) / two-way (50W), depending on output
- ⊙ Material : **Body** [Aluminum (AC7A)], **Globe** [GPPS, PC]
Electronic Horn [ABS]
- ⊙ Standard body color : MUNSELL NO. 7.5G / 7.2
- ⊙ Operating Temperature : -25 ~ 50°C

AUCS Series Common Specifications

1 Light Source & Function



Bulb Revolving



Multiple Function LED

steady / flashing / revolving / revolving-flashing



Caution LED

3 Max. Output & Horn Direction

- ⊙ One-way Horn : 25W / Two-way Horn : 50W

4 Fully enclosed structure

- ⊙ Highly durable aluminum housing is excellent waterproofing and dust-proofing

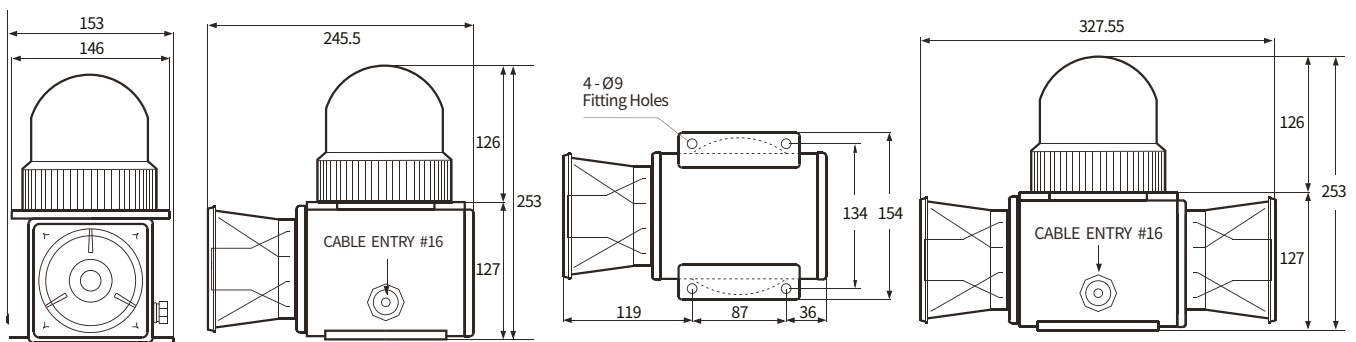
2 Horn Sound Selection

- ⊙ 3 kinds of timbres : siren sounds, melody sounds, and buzzer sounds are available for the use

Channel	Audible options	
CH1	Siren AS	Fire
CH2		Emergency
CH3		Urgent
CH1	Melody AM	The Magic Flute
CH2		Home Sweet Home
CH3		Fur Elise
CH1	Buzzer AB	bee bee bee bee
CH2		Ding dong
CH3		bee~bee~bee~

Technical Diagram

Unit: mm





AUCS Series

Warning Light & Electronic Horn Combinations for Heavy Industry Applications



AUCS Series - 25W




AUCS - R125

Bulb Revolving Warning Light & Electronic Horn



- Heavy Duty Industrial Bulb Revolving Warning Light & Electronic Horn Combinations (Ø125mm)

Model	Voltage	Current	Tone & volume	Bulb	Weight	Color
AUCS-R125 25W (One-Way)	AC110V	0.21(A)	Siren AS / Max. 115dB Fire / Emergency / Urgent	12V 15W	3760g	● Red (R)
	AC220V	0.12(A)		12V 15W		
	DC12V	1.50(A)	Melody AM / Max. 115dB The Magic Flute Home Sweet Home Fur Elise	12V 15W	3697g	● Yellow (Y)
	DC24V	0.90(A)		24V 15W	3735g	
AUCS-R125 50W (Two-Way)	AC110V	0.26(A)	Buzzer AB / Max. 115dB bee bee bee bee Ding dong bee~bee~bee	12V 15W	4659g	● Green (G)
	AC220V	0.17(A)		12V 15W		
	DC12V	1.64(A)	12V 15W	4594g	● Blue (B)	
	DC24V	0.98(A)	24V 15W	4594g		



AUCS Series - 50W



AUCS-L125

Multiple Function LED Warning Light & Electronic Horn



- Heavy Duty Industrial Multiple Function LED Warning Light & Electronic Horn Combinations (Ø125mm)
- 2 types of LED brightness: standard and high luminance

Model	Voltage	Current	Tone & volume	LED EA	Weight	Color
AUCS-L125 25W (One-Way)	AC110V	0.17(A)	Siren AS / Max. 115dB Fire / Emergency / Urgent	54EA	3390g	● Red (R)
	AC220V	0.11(A)		54EA		
	DC12V	0.47(A)	Melody AM / Max. 115dB The Magic Flute Home Sweet Home Fur Elise	54EA	3097g	● Yellow (Y)
	DC24V	0.45(A)		54EA	3105g	
AUCS-L125 50W (Two-Way)	AC110V	0.22(A)	Buzzer AB / Max. 115dB bee bee bee bee Ding dong bee~bee~bee	54EA	4272g	● Green (G)
	AC220V	0.14(A)		54EA		
	DC12V	0.61(A)	54EA	3979g	● Blue (B)	
	DC24V	0.56(A)	54EA	3987g		

Customization

- Basic mounting for cable entry is #16 zinc connector, which can be changed to a cable gland through user specifications



AUCS-CL125

Caution LED Warning Light & Electronic Horn



- Heavy Duty Industrial Caution LED Warning Light & Electronic Horn Combinations (Ø125mm)

MODEL	Voltage	Tone & volume	Weight	Color
AUCS-CL125 25W (One-Way)	AC110V	Siren AS / Max. 115dB Fire / Emergency / Urgent	3091g	● Red (R)
	AC220V			
	DC12V	Melody AM / Max. 115dB The Magic Flute Home Sweet Home Fur Elise	3079g	● Yellow (Y)
	DC24V			
AUCS-CL125 50W (Two-Way)	AC110V	Buzzer AB / Max. 115dB bee bee bee bee Ding dong bee~bee~bee	4112g	● Green (G)
	AC220V			
	DC12V	4085g	● Blue (B)	
	DC24V			



Nomenclature



AUMS – **①** – **②** – **③** – **④**
 Warning Light Model High luminance Output Audible option

R125/150 : Bulb Revolving	No indication : Standard Type	25W	AS : Siren
L125/150 : Multiple Function LED	H : High luminance	35W	AM : Melody
CL125 : Caution LED			AB : Buzzer

Wall mounted Warning Light & Electronic Horn Combinations for Heavy Industry Applications



- Wall mounted model configured with heavy duty industrial integral Warning Light & Electronic Horn
- Tone is changeable conveniently with the switch
- Suitable for outdoor, shipping, and heavy industry with completely waterproofed structure
- Convenient line connection with the terminal box
- Material : **Body** [Aluminum (AC7A)], **Globe** [GPPS, PC]
Electronic Horn [ABS]
- Standard body color : MUNSSELL NO. 7.5G / 7.2
- Operating Temperature : -25 ~ 50°C

AUMS Series Common Specifications

① A Variety of Selectable Light Source & Function Combinations

Light Source & Function	Globe Outer Diameter
 Bulb Revolving	 125 mm
 Multiple Function LED steady / flashing / revolving / revolving-flashing	 150 mm
 Caution LED	 125 mm

② Electronic Horn Sound Selection

- 3 kinds of timbres: siren sounds, melody sounds, and buzzer sounds are available for the use
- A switch attached at the outside to change tone

Channel	Audible options	
CH1	Siren AS	Fire
CH2		Emergency
CH3		Urgent
CH1	Melody AM	The Magic Flute
CH2		Home Sweet Home
CH3		Fur Elise
CH1	Buzzer AB	bee bee bee bee
CH2		Ding dong
CH3		bee~bee~bee~

③ Protective Net

- Protective net option is available for Ø150mm globe models according to the user's needs

⑤ High Luminance Type

- High luminance type is available for excellent radiance effect

④ Fully enclosed structure

- Highly durable aluminum housing is a perfectly enclosed structure with excellent waterproofing and dust-proofing
- Convenient line connection with the terminal box installed at the bottom of the product



AUMS-125 Series

Warning Light & Electronic Horn Combinations for Heavy Industry Applications



AUMS-R125-25W



AUMS-R125

Bulb Revolving Warning Light & Electronic Horn



- ⊙ Heavy Duty Industrial Bulb Revolving Warning Light & Electronic Horn Combinations (Ø125mm)
- ⊙ Rev. count : Randomly controlled

Model	Voltage	Current	Tone & volume	Bulb	Weight	Color
AUMS-R125 25W (standard)	AC110V	0.21(A)	Siren AS / Max. 115dB	12V 15W	4720g	● Red (R) ● Yellow (Y)
	AC220V	0.12(A)	Melody AM / Max. 115dB	12V 15W		
	DC12V	1.50(A)	Buzzer AB / Max. 115dB	12V 15W	4153g	● Green (G) ● Blue (B)
	DC24V	0.87(A)	(See table below)	24V 15W		



AUMS-L125

Multiple Function LED Warning Light & Electronic Horn



- ⊙ Heavy Duty Industrial Multiple Function LED Warning Light & Electronic Horn Combinations (Ø125mm)
- ⊙ 2 types of LED brightness : standard and high luminance
- ⊙ 4 types of operation (steady / flashing / revolving / revolving-flashing) are available using a microchip
- ⊙ Rev. count : Randomly controlled



AUMS-L125-25W

Model	Voltage	Current	Tone & volume	LED EA	Weight	Color
AUMS-L125 25W (standard)	AC110V	0.17(A)	Siren AS / Max. 115dB	54EA	4250g	● Red (R)
	AC220V	0.11(A)	Fire / Emergency / Urgent	54EA		
	DC12V	0.48(A)	Melody AM / Max. 115dB	54EA	3957g	● Yellow (Y)
	DC24V	0.45(A)	The Magic Flute Home Sweet Home Fur Elise	54EA		
AUMS-L125H 25W (high luminance)	AC110V	0.19(A)	Buzzer AB / Max. 115dB	90EA	4270g	● Green (G)
	AC220V	0.12(A)	bee bee bee bee Ding dong bee-bee-bee~	90EA		
	DC12V	0.57(A)		90EA	3977g	● Blue (B)
	DC24V	0.55(A)		90EA		



AUMS-CL125

Caution LED Warning Light & Electronic Horn



- ⊙ Heavy Duty Industrial Caution LED Warning Light & Electronic Horn Combinations (Ø125mm)

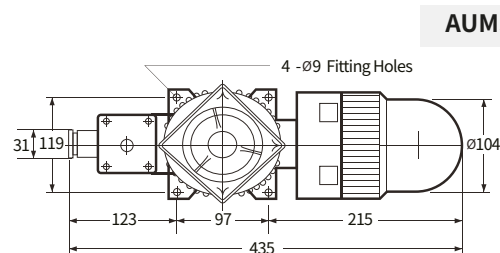
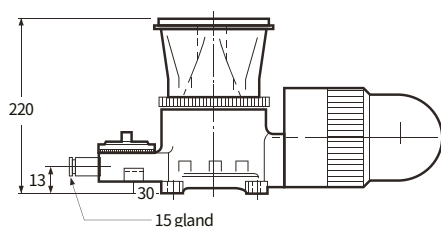


AUMS-CL125-25W

MODEL	Voltage	Tone & volume	Weight	Color
AUMS CL125 -25W	AC110V	Siren AS / Max. 115dB	4052g	● Red (R) ● Yellow (Y)
	AC220V	Melody AM / Max. 115dB		
	DC12V	Buzzer AB / Max. 115dB	3452g	● Green (G) ● Blue (B)
	DC24V			

Technical Diagram

Unit: mm





AUMS-150 Series

Warning Light & Electronic Horn Combinations for Heavy Industry Applications



AUMS-R150

Bulb Revolving Warning Light & Electronic Horn



- Heavy Duty Industrial Bulb Revolving Warning Light & Electronic Horn Combinations (Ø150mm)
- 2 types of LED brightness: standard and high luminance



AUMS-R150 -25W

Model	Voltage	Current	Tone & volume	Bulb	Weight	Color
AUMS-R150 25W	AC110V	0.21(A)	Siren AS / Max. 115dB Fire / Emergency / Urgent	12V 15W	5290g	● Red (R)
	AC220V	0.12(A)		12V 15W		
	DC12V	0.50(A)	Melody AM / Max. 115dB The Magic Flute Home Sweet Home, Fur Elise	12V 15W	4723g	● Yellow (Y)
	DC24V	0.87(A)		24V 15W		
AUMS-R150H 25W	AC110V	0.22(A)	Buzzer AB / Max. 115dB bee bee bee bee Ding dong bee~bee~bee~	12V 35W	5316g	● Green (G)
	AC220V	0.13(A)		12V 35W		
	DC12V	3.20(A)	12V 35W	4749g	● Blue (B)	
	DC24V	1.74(A)	24V 35W			



AUMS-L150

Multiple Function LED Warning Light & Electronic Horn



- Heavy Duty Industrial Multiple Function LED Warning Light & Electronic Horn Combinations (Ø150mm)
- 2 types of LED brightness: standard and high luminance

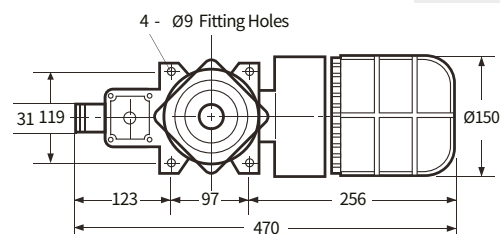
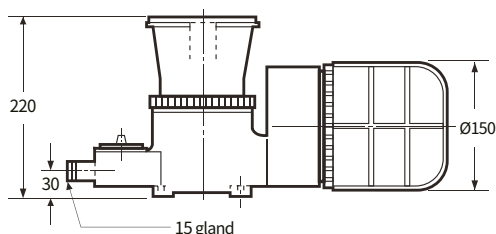


AUMS-L150 -25W

Model	Voltage	Current	Sound & volume	LED EA	Weight	Color
AUMS-L150 25W (standard)	AC110V	0.17(A)	Siren AS / Max. 115dB Fire / Emergency / Urgent	54EA	4840g	● Red (R)
	AC220V	0.11(A)		54EA		
	DC12V	0.48(A)	Melody AM / Max. 115dB The Magic Flute Home Sweet Home, Fur Elise,	54EA	4547g	● Yellow (Y)
	DC24V	0.45(A)		54EA		
AUMS-L150H 25W (high luminance)	AC110V	0.19(A)	Buzzer AB / Max. 115dB bee bee bee bee Ding dong bee~bee~bee~	90EA	4860g	● Green (G)
	AC220V	0.12(A)		90EA		
	DC12V	0.57(A)	90EA	4567g	● Blue (B)	
	DC24V	0.55(A)	90EA			4775g

Technical Diagram

Unit: mm



AUMS 150

Heavy Duty Industrial Warning Light & Electronic Horn Combinations



		AUPS Series		
Model		AUPS-01	AUPS-02	AUPS-03
Voltage		AC110V / AC220V / DC12V / DC24V		
Dimensions (mm)	Width	150	150	250
	Height	315	340	383
	Depth	215	215	310
Material		Globe [GPPS], Warning Light Body [ABS] Support [SUS], Electronic Horn [ABS]		Globe [GPPS, PC] Warning Light Body [SUS] Electronic Horn [ABS], Support [SUS]
Light source & Operation	Bulb Revolving	•	•	•
	Multiple Function LED	•	•	•
	Caution LED	•	•	•
Mounting structure		Wall mounted		Wall mounted
Customization		User selective customized		User selective customized Protective net
Page		p.82		

Customized Warning Light & Electronic Horn Combinations



		AUHP / H Series	
Model		AUHP-300 / H-500	
Voltage		AC110V / AC220V / DC24V	
Dimensions (mm)	Width	420	375
	Height	440	400
	Depth	200	200
Material		Globe [GPPS, PC] / Warning Light Body [ABS, SUS] / Body [SUS] / Electronic Horn [ABS]	
Customization		User customized manufacturing	
Page		p.83	



AUPS Series

Heavy Duty Industrial Warning Light & Electronic Horn Combinations



AUPS-01



AUPS-02



AUPS-03



AUPS series model can be combined according to The user's requirement

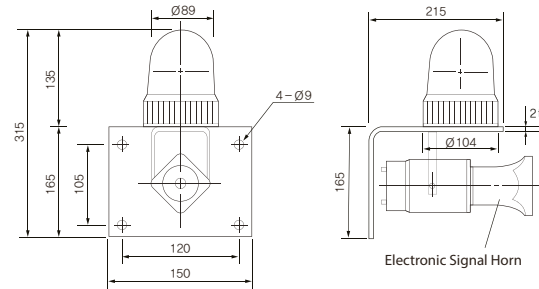
- Electronic Horn and Warning Light combination can be manufactured according to the user's selection
- The output of Electronic Horn is 25W, 35W
- PS-01 : Ø100 Warning Light + Electronic Horn
PS-02 : Ø125 Warning Light + Electronic Horn
PS-03 : Ø125 heavy duty industrial Warning Light + Electronic Horn

AUPS-01

- Small Ø100 combined Warning Light + Electronic Horn

Technical Diagram

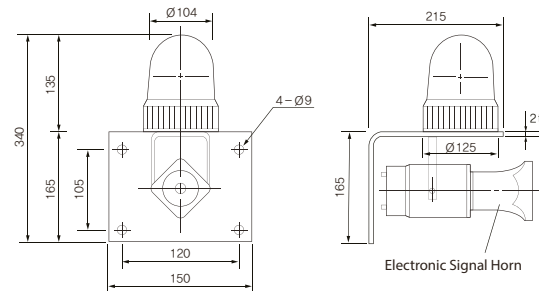
Unit: mm



AUPS-02

- Standard Ø125 combined Warning Light + Electronic Horn

Unit: mm



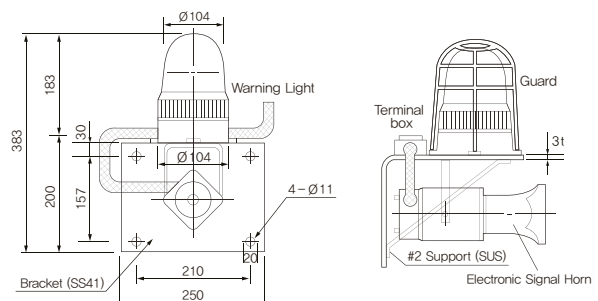
AUPS-03



- Heavy duty industrial Ø125 combined Warning Light + Electronic Horn
- Globe protective net option is available

Technical Diagram

Unit: mm



Warning Light Combination Model

Model	Warning Light Type	Ø	Warning Light
PS-01	Bulb Revolving	Ø100	AUW-R100 (P. 59)
	Multiple Function LED		AUW-L100 (P. 63)
	Caution LED		AUW-CL100 (P. 66)
PS-02	Bulb Revolving	Ø125	AUW-R125 (P. 59) AUW-R150S (P. 60)
	Multiple Function LED		AUW-L125 (P. 64)*
	Caution LED		AUW-CL125 (P. 66)
PS-03	Heavy duty industrial Bulb Revolving	Ø125	AUM-R125 (P. 74)
	Heavy duty industrial Multiple Function LED		AUM-L125 (P. 74)*
	Heavy duty industrial Caution LED		AUM-CL125 (P. 74)

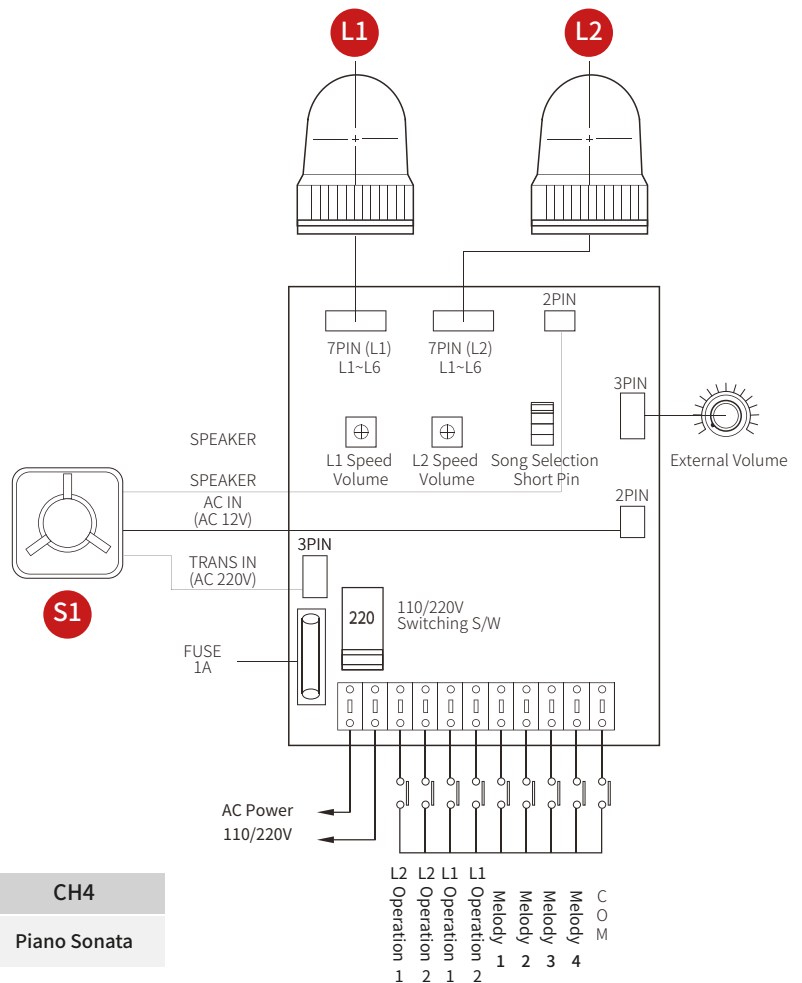
* High luminance available model
(For more details about the Warning Light, see P. 56)



Special Order LED Warning Light & Electronic Horn

- Effectively usable with LED Warning Light and Electronic Horn integrated configuration
- From among LED Ø100 - Ø150 models, two can be combined
- Applicable for indicating device malfunction, material supply and stop signals, and signal transmission in automation line
- Consist of 8 channels usable according to the user's selection
- Volume is adjustable with external volume controller
- Please contact us to order optional products

Product Wiring Diagram



Product Combination Configuration

(See detailed specifications in p. 62 - 65)

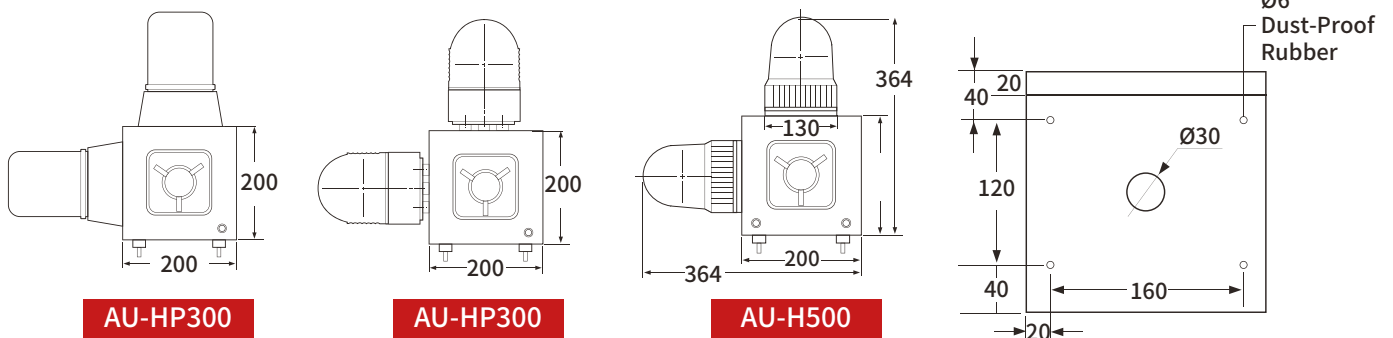
Warning Light L1	Warning Light L2	Operation	Color
AUW-L100	AUW-L100	1 2	● Red (R)
AUW-L125	AUW-L125	Steady - Flashing	● Yellow (Y)
AUW-L150S	AUW-L150S	Flashing - Rotation	● Green (G) ● Blue (B)
Electronic Horn		AUP - EWH - 25W (P.69)	

4 Melody Sounds

CH 1	CH 2	CH 3	CH 4
Home Sweet Home	Fur Elise	Turkish March	Piano Sonata

Technical Diagram

Unit: mm



Machine Light



Nomenclature

SG - LED - ML - 146
 ① ②

① **Product name**
Machine Light

② **Product size (Length/mm)**
146 mm / 280 mm /
414 mm / 548 mm



SG-LED-ML-146



Feature


Acquired CE certification
 To prevent glare on the operator, the glass is frosted.
 The irradiation angle can be adjusted to the desired angle using the bracket provided.

Electrical Specifications


Input voltage : AC110V / 220V (50/60Hz) / DC24V

Description

The machine lights are made of aluminum profile and die cast, and the glass is a chemically strengthened glass that can withstand heat or shock. Effective heat dissipation is provided by the heat sink structure on the back of the product. Machine lights are used for various purposes, such as on work sites, product assembly/inspection lines, machine tools, and for wide area lighting. As it is waterproof with an IP65 protection rating, it can be used smoothly in places with splashing cutting oil or oily water, and has been launched in 4 types with different sizes.



Mounting with bracket



Product Specifications

Operating temperature : -20 ~ 85°C
 Protection rating : IP65
 Tolerance : ± 1 mm
 Power Code length : 3m
 Material : (Body) Aluminum
 (Lens) PC light diffusion acrylic(ML-414, ML-146) /
 Chemical heat strengthened glass(ML-280, ML-548)
 (Side) Aluminum Die casting

Safety Specifications



Model	Size(mm)	Mounting Size with bracket	Illuminance (at 1m)	Power consumption (AC / DC)	Weight(g)
SG-LED-ML-146	65 X 50 X 146mm	260mm	165lux / 650lm	7W / 12W	770g
SG-LED-ML-280	65 X 50 X 280mm	394mm	280lux / 1300lm	14W / 24W	1200g
SG-LED-ML-414	65 X 50 X 414mm	529mm	460lux / 1950lm	21W / 36W	1570g
SG-LED-ML-548	65 X 50 X 548mm	663mm	615lux / 2600lm	28W / 48W	1800g

Working Light



Nomenclature

SG - **WL** - **A220**

①

②

① **Product name**
Working Light

② **Product type**
A220 : Basic
C : Rechargeable



SG-WL- A220



Switch



Headlamp



Magnet



DC jack

Feature

- LED lamp is mounted on the head
- Bellows are connected to the headlamp to allow for flexible movement
- Uses a neodymium magnet with strong magnetic force
- There are two types: the basic wire type and the rechargeable type

Product Specifications

- Color : Blue
- LED color : White
- Illuminance (at 20cm) : 1400 lux
- Operating temperature : -10 ~ 60°C
- Input voltage : AC220V (50/60 Hz)



Description

The work light can be used in the field by fixing it to the required position using powerful neodymium magnets and bellows. It can help increase concentration on work on ships, milling, and tapping that require precision work, and can be used for general purposes as a reading lamp. It can be easily turned on and off using the power button attached to the head, and is available as a basic type and a rechargeable type, so you can use it according to the location.

Product type	Basic	Rechargeable
Model	SG-WL-A220	SG-WL-C
Size (mm) (Including bellows)	Head Ø43mm / Length 525mm	Head Ø43mm / Length 525mm
Input voltage	AC220V (50/60Hz)	18650 3.7V 2600Ah
Power Consumption	4W	Below 3.5W
Weight	172g	190g
Charging Time / Continuous Use Time	-	3hours / 5hours

Aluminum Profile LED Light



Nomenclature

SG - LED - 1 S - 000

① ② ③

- ① **Product size(mm)**
1 : 150mm 2 : 298mm
3 : 446mm 4 : 594mm
- ② **Product color**
S : Silver B : Black
- ③ **Option**
000: Basic (bracket)
110: Neodymium magnet (2EA) + switch
011: Bellows with magnet + switch
100: Neodymium magnet (2EA)
010: Switch



Switch Fixed bracket



Neodymium magnet Bellows with magnet

Product Specifications

Product color : Silver / Black
 LED Color : White / Red, Blue (220V Only)
 Illuminance : 63 lux (at 1m) / 190 lux (at 0.5m)
 Rated voltage : AC110V, AC220V (50/60Hz), DC24V
 Power Code length : 100mm
 Operating temperature : -10 ~ 60°C
 Features : Can be produced in a range of sizes up to 3.8m, in 148mm increments
 Various options can be selected

※ Power Code length : 1m

Model	Size(mm)
SG-LED-1S(B)	25 X 33 X 150(mm)
SG-LED-2S(B)	25 X 33 X 298(mm)
SG-LED-3S(B)	25 X 33 X 446(mm)
SG-LED-4S(B)	25 X 33 X 594(mm)

Rechargeable LED Light

Nomenclature

SG - LED - 1 C - 01

① ② ③

- ① **Product size(mm)**
1 : 150mm 2 : 298mm
- ② **Product type**
Rechargeable
- ③ **Number of batteries**
1ea / 2ea



Battery specifications

18650A 3.7V 2600mAh
Lithium-ion battery
 Service voltage : 3.7V /
 Maimum 4.2V
 Operating temperature :
 -20 ~ 60°C
 Charging : Fully charged in
 3 hours
 Service time : 5 hours of
 continuous use

※ Charger is selling separatly

Product Specifications

Product color : Black
 LED Color : White
 Illuminance : 63lux (at 1m) / 190lux (at 0.5m)
 Operating temperature : -10 ~ 60°C
 Features : 2 neodymium magnets are mounted

Model	Size(mm)	Weight(g)
SG-LED-1C-01	25 X 33 X 150(mm)	Approx. 180g
SG-LED-2C-02	25 X 33 X 298(mm)	Apprix. 302g



- ※ Products listed in this catalog are subject to change without prior notice to improve quality.
- ※ For detailed product inquiries, please contact our head office.
- ※ Please check it when installing or using it.



SEGIBIZ CO., LTD

ELECTRIC TECHNOLOGY

SEGIBIZ

32, Saebyeoksijang-ro, Sasang-gu,
Busan, Republic of Korea
TEL : +82 51 322 7220
H.P : +82 10 4226 7220
FAX : +82 51 326 7221
E-Mail : segielt7@segibiz.co.kr

ILOOKS

3, Saebyeoksijang-ro 57beon-gil, Sasang-gu,
Busan, Republic of Korea
TEL : +82 51 715 7511
FAX : +82 51 326 7221
E-Mail : aurora@segibiz.co.kr
www.ilooks.shop



2024.07.08